



Triumphant Times

Green Country Triumphs

Monthly Newsletter for April 2019



Recipient VTR Newsletter Award 2016 - 2018

<http://greencountrytriumphs.org>

Club Dues Are Due July 1st or before of each year to the club Treasurer.
SEE LAST PAGE FOR ADDRESS

From President Rob Thompson

For us roadster fans, a long-awaited spring is arriving. Still working on the lake property, painting, power washing and clearing out brush/saplings. Our new dock is still a month away from completion. Took a drive to Grand to the boat dock construction company to see if there is really any progress on its development. It's now "floating on the water" and is being bolted together.



Will start cleaning and making any repairs to my TR6 this week and next in preparation of the VTR Regional April 24-27. Look forward to the drive and many activities with the other members attending at the Regional.

Happy Easter Everyone.



From Vice President Denny Robinson

Hi Club members,

I had planned on getting the Spitfire ready for the trip to Tanglewood resort, but woke up to rain and storms. All the slots in my shop are tied up with other vehicles. I have the oil and filters ready and will top off all fluid levels. May have to move Kays Jag out in the rain.



Kay and I took a drive on Route 66 a couple days ago when coming back from OK city. The route could be picked up in Sapulpa, going through Kellyville, Bristow, Depew, Stroud, Davenport, Chandler, Warwick,

Next Club Meeting

Tuesday April 16th

Dinner at 6:00PM

Meeting at 7:00 PM

Location: Waterfront Grill at the Jenks River Walk.

Officers and Committees

Rob Thompson – President

Denny Robinson – Vice President

Al Garbart - Member at Large

Jan Phillips – Treasurer

Adele Blom – Secretary

Kay Robinson - Activities

Art Graves – Car Shows

Jon Wood – Web Master

John Phillips – Newsletter, Parts, Repairs, Appraisals, Membership

topaztr6@gmail.com

DUES METER
100% PAID
42
41
40
39
38
37
36
35
34
33
32
31
30
29
28
27
26
25
24
23
22
21
20
19
18
17
16
15
14
13
12
11
10
9
8
7
6
5
4
3
2
1

Have you paid your dues?

Our Third Decade of Fun, Sun, Leaks, Fumes, Sparks, Whines & Friends

Wellston, Luther, and Arcadia. I'm sure most of you have been over this route before, but was my first time. Things to see were the Pop shop with the with the huge pop bottle, outside of Arcadia. The large round barn at Wellston, and my favorite place was the Motorcycle Museum. They have several bikes that are up to 45 years old and still in original crates. It would be a good drive sometime in the future. There is also a world-famous BBQ within 2 miles. There are several of us that will be taking road trip to Tanglewood for regionals so may use that for our road trip for the month.

I have us set up for next meeting at the Waterfront Grill at the Jenks River Walk. I hope everyone will try to make this meeting if possible.

Happy Motoring!



Secretary's Minutes of the Last Meeting by Rolf for Adele Blom

The March 19, 2019 meeting of Green Country Triumphs was held at Baxter's Interurban. Rob Thompson called the meeting to order at 7pm.



The February minutes were accepted as printed in the newsletter, after a motion by John Phillips seconded by Glenn Larson.

The treasurer's report, again delivered by John Philips, showed no changes from the prior month. The Expenses for the St. Patrick's Day party had not yet been recorded.

Car show opportunities were reviewed by Art Graves. Art highlighted the soon to come VTR Southwest Regionals on April 24-27 west of Dennison, Texas. Also mentioned were the Oklahoma City all British Breakfast Club trip set for April seventh, and the GOBMC

show in Carthage Missouri. As always complete details are in the club newsletter.

John Phillips, reporting for the Parts Committee, said that activity had been slow at The Greasy Hand's Garage North. Julie Cross had asked about what water pump to use in her TR3. He recommended she stick with the standard pump. Glenn mentioned he installed a 6-vane pump. Rolf mentioned he thought that the performance of a six vane versus four vane pump could only be proved by experiments with both kinds. John reported that Rob acquired a front-end alignment apparatus and kept at GHGN which might be useful to others in the club. Rob mentioned that his car has oil pressure issues which he believes are caused by a bad spring in the oil pressure regulator. He is losing substantial quantities of oil from somewhere. Tom Chronister reported that he has fitted a new slave cylinder in the TR4.

Kay Robinson discussed recent and near future activities. The St. Patrick's Day party was good and was appreciated. The activity she had planned for April needed to be pushed back to May on a date to be determined (possibly May 4th).

For old business Rolf Blom and Art Graves mentioned that COVTR wanted us to take care of the Funkhana, and car wash activities for the VTR regionals in 2020. The club agreed to these commitments.

For new business John mentioned that he was starting to collect next year's club dues of \$20/family. Several autographed \$20 bills were forthcoming.

With no other new business brought forward, Rob asked for a motion to adjourn. This motion was made, seconded, and approved at about 7:20pm.



2019 Scheduled Club Activities

WHEN	WHAT	WHO
February 22nd	Friday, February 22, 2019 at 2pm is the time to meet at Auto Restoration, 7656 E. 46th, Tulsa, for a tour of both garages and the shop. Friends and spouses are welcome to come along. The more the merrier! They have couches for those who may need a rest from walking. Yes, you may take pictures. Allow a couple of hours for the entire tour, (I figured you would want to see it all once you are there). Please mark it on your calendars, invite a friend and let me know how many will be in your group. Mr. David Miller and his assistant, Ms. Kathy Trevor are graciously arranging the tour, so I hope to have a good turnout. I think it will be a nice afternoon for all the "gear heads".	Kay Robinson 918-346-0306
March 16 th	St. Patrick's Day Party	Jan
April 24 th – 27 th	Regional Convention	Art
May ?	Drive to McAlester, lunch & tour brewery	Denny
June 7 th – 8 th	Carthage Show	Art
June?	Annual Lake Tour	Rob/Tom
July?	Installation Meeting	Rob
September 6 th – 7 th	British Iron Fayetteville	Art
September?	Pops / Round Barn/Arcadia	Al
October ?	Halloween/Fall Drive or Party Rolf Blom	Rolf
November Friday 1 or 8	Guy Fawkes	Jan
December	Christmas Party	TBD

St. Patrick's Day Well Celebrated

On Saturday the 16th a good group of members gathered at the Phillips home, (aka Greasy Hands Garage North) to celebrate the holiday.

There was only one Triumph to show up but it was one we were all glad to see. The pretty blue TR7 driven by Janis and Al Garbart is back on the road after a recent engine rebuild. Al says there are a few things to finish up but the car is running well and he is looking forward to the regional convention.

He says the timing is not yet correct so that is something yet to be finalized. We shall see.

Conversation at the party also included Glenn talking about his TR3. It seems that coolant is leaking from the back of the head gasket. A new head gasket will most likely be needed here.

Jim says he has a couple of home projects to finish up before getting back on his TR4A to do interior work. Charlie has a few things he wants to do to Paula's TR6 so there are a few things that are going end up being something to work on.

Frank reported that there have been no inquiries about his car so it is still for sale. He appears to be getting around much better.

In addition to good conversation about cars, there was the food. Jan did another bang up job on the corned beef. The cabbage and carrots seemed a little undercooked but tasted fine. All the other dishes brought by members were enjoyed as well.

I don't know how long Jan will be doing this event but so far so good. Another successful club activity.

John



From Bring A Trailer (natch), posted on 26 February with an early bid of \$2600. The 1971 Stag, 4sp w/ overdrive, only 22,000 miles, was available in Winnipeg, Manitoba. Originally Laurel Green, the car was repainted at some point to red "...after a storage tarp reportedly damaged the factory finish."

The 3.0L SOHC V8 had aluminum heads and a Delco alternator. The car reportedly received annual oil changes and fresh antifreeze every other year (probably a good idea when up in Manitoba, eh?).

The Stag sold on 5 March for \$17,350.

Morgan Sold

From St. Louis Newsletter

It's been a long time since Morgan put Triumph engines in their cars (hey Mike, when *did* the supply of TR-built four-bangers end? In 1968 with the demise of the TR4 in favor of the TR5/TR250?). Whoever has supplied the motive power over the past five decades, the company's continued to turn out a small number of hand-crafted classic British sports cars. And now, with the purchase of a majority stake in Morgan by a company in Italy, the manufacturer might be on the verge of expanding operations a bit.

Kurt Ernst, in a *Hemmings* article on 8 March ("Italian firm buys controlling stake in Britain's Morgan Motor Company"), put the word out concerning control of the 110-year-old manufacturer on 5 March:

For the past 110 years, boutique British sports car manufacturer Morgan has built cars by hand, embracing the traditional over the efficient. The company has been predominantly owned by the Morgan family as well, but on March 5 a majority stake purchase by Italian private equity group InvestIndustrial was announced, bringing change — and capital — to the Malvern Link factory.

2019 Car Shows

VTR South Central Regional Convention

Location: Lake Texoma, Texas

Date: April 24 – April 27, 2019

Web: <http://redrivertriumphclub.org/2019-registration-home/>

Dallas All British & European Car Day

Location: White Rock Lake Park, Dallas, Texas

Date: May, 5, 2019

Web: <http://www.allbritishcarday.com/>

TRA National Meet

Location: Dillard, GA

Date: May 20 – May 24, 2019

Web: <http://triumphregister.com/>

Euro-Expo Car Show

Location: Sand Springs, Oklahoma

Date: June 1, 2019

Web: <http://www.jaguarcluboftulsa.com/>

Greater Ozarks All British Car Day

Location: Carthage, Missouri

Date: June 7 – June 9, 2019

Web: <http://carthagecarshow.com/>

Roadster Factory Summer Party

Location: Armagh, Pennsylvania

Date: August 1 – August 3, 2019 (Tentative)

Web: <http://www.the-roadster-factory.com/indexmain.php>

Kansas City All British Car Day

Location: Kansas City, Missouri

Date: August 31 – September 1, 2019

Web:

<http://www.heartlandallbritish.com/index.html>

British Iron All British Car Day

Location: Agri Park, Fayetteville, Arkansas

Date: September 6 – 7, 2019

Web: <http://www.britishironnwa.org/>

Triumphest

Location: Santa Maria, California

Date: September 12 – September 14, 2019

Web: <http://www.triumphest.org/>

Texas All British Car Day

Location: Round Rock, Texas

Date: September 27 – September 29, 2019

Web: <http://www.txabcd.org/>

6-Pack Trials

Location: St. Louis, Missouri

Date: October 3 – October 6, 2019

Web: [https://ckeefe4.wixsite.com/6-](https://ckeefe4.wixsite.com/6-packtrial2019/)

[packtrial2019/](https://ckeefe4.wixsite.com/6-packtrial2019/)

<https://www.facebook.com/events/2065984406955406/>

VTR National Convention

Location: Dripping Springs, Texas

Date: October 6 – October 11, 2019

Web:

<http://hillcountrytriumphclub.org/vtr2019/>





April 24-27th, 2019

Tanglewood Resort in Pottsboro, Tx

This year's DY-NO-MYTE Regional is highlighting the introduction of the Wedge 45 years ago.... back in 1974! The Funkana this year is gonna be hotter than the Towering Inferno! Badges? You won't need no stinkin' badges to drive the Gimmick rally through the North Texas backroads. Hopefully you will be "Gone in 60 Seconds" or less, in the thrilling Autocross. Don't have a "Death Wish" with your lack of Triumph knowledge as you're gonna need it to make your way through the Triumph Historical walking rally, can you dig it? Go through your attic and pull out those 1970 inspired groovy duds....you know, the ones that made you the cool cat, because we're having a costume contest during Thursday evening's Welcome Party. There's going to be a cash prize for the best-dressed person, so boogie on down.

You'll be sayin' "De Plane! De plane! when you walk through the Perrin Air Force base Museum which is very close by. It was used in World War II as a pilot testing station and sort of a "guinea pig" for many new ideas that were adopted by the US Air Force. The Hagerman National Wildlife refuge is located just south of the hotel and offers great views of migratory shorebirds and white pelicans as well as the Monarch Butterflies as they migrate their way north. There are plenty of restaurants and great shopping in near-by cities of Sherman and Dennison, like a brick house.

Escape to the tranquil Texas setting of Tanglewood Resort situated on Lake Texoma. Tanglewood Resort offers the finest accommodations, a wide variety of exciting activities, excellent meeting facilities and an experienced, qualified staff sure to make your stay memorable. From fine dining to a casual pool-side experience at Barnacles Sports bar & Pizzeria, they might even serve a Diablo sandwich and a Dr. Pepper if you're in a hurry. Tanglewood Resort offers a wide range of resort amenities: relax at one of 3 pools or the hot tub. Enjoy volleyball, basketball, horseshoes, or a tennis match at one of the lighted tennis courts, or sit back and relax.

To register at the hotel, call (800) 833-6569, the Regional daily room rate is \$109.00, so Book 'em Danno. You can also see the facility at www.tanglewoodresort.com

Ready to Register? [Click here](#) for the Online Registration page

Registration is \$90 until April 1st, 2019, then goes up to \$115. No April Fools Joke.



Our Third Decade of Fun, Sun, Leaks, Fumes, Sparks, Whines & Friends

http://www.redrivertriumphclub.org/reg2013_results.html



[Home](#) [Registration](#) [Gear](#) [Schedule](#) [Hotel](#) [Photos](#) [Results](#)

Event is over, and Registration is now Closed.

If you plan to attend and register at the event, please click to open [this PDF Registration Form](#), print it, fill it out, and bring it with you. This will make the onsite registration process a little quicker and easier. You may also fill out the form below, click Print, and print a hard copy to bring with you for onsite registration.

Registration forms and hats may be purchased at the registration desk, while supplies last (see the [Gear page](#) for prices).

Registration Form	
Use TAB key or Mouse to move between fields. Use ENTER key or click Submit Button to submit form. If you encounter any problems with this form, please email webmaster@redrivertriumphclub.org .	
Driver A (Name as it will appear on badge)	<input type="text"/>
Driver B (Name as it will appear on badge)	<input type="text"/>
Additional Drivers (List all additional drivers here)	<input type="text"/>
Mailing Address (Street address, City, State, Zip)	<input type="text"/>
Email	<input type="text"/>
Phone	<input type="text"/>
Car #1 (Year, Model, Color)	<input type="text"/>
Car #2 (Year, Model, Color)	<input type="text"/>
Car #3 (List details for all additional cars here)	<input type="text"/>
Local Club Affiliation (You must be a member of a VTR Chapter in order to trophy in any event. Non-member participation is allowed, but non-members are not eligible for trophies.)	(e.g. Red River Triumph Club)
Will you need trailer parking?	<input type="checkbox"/> Yes <input type="checkbox"/> No

Events in which you intend to participate: (Participation in at least one driving event is required in order to enter Concours and Participant's Choice car shows)	
<input type="checkbox"/> Thursday Welcome Reception <input type="checkbox"/> Funkhana* <input type="checkbox"/> Greenick Rallye* <input type="checkbox"/> Autocross* <input type="checkbox"/> Participant's Choice <input type="checkbox"/> Labiano State* <input type="checkbox"/> Dinner Race* <small>*Driving events which qualify for Concours</small>	Concours: (Indicate which class or classes) <input type="checkbox"/> Stock <input type="checkbox"/> Modified <input type="checkbox"/> Senior** <input type="checkbox"/> Preservation** <small>**Requires Pre-Registration</small>

Registration Fee			
Item	Price	Qty	Amount
1 Car, 1-2 Drivers	\$75	Input your quantities. Form calculates price.	\$75
Additional Cars	\$10 ea	Qty over 1 <input type="text"/>	<input type="text"/>
Additional Drivers	\$10 ea	Qty over 2 <input type="text"/>	<input type="text"/>
Launch at Concours	\$10 ea	Qty <input type="text"/>	<input type="text"/>
Awards Banquet	\$50 ea	Chicken <input type="text"/> Beef <input type="text"/> Fish <input type="text"/>	<input type="text"/>
T-Shirts	\$15 ea (Sizes S, M, L, XL) \$18 ea (Size XXL)	S <input type="text"/> M <input type="text"/> L <input type="text"/> XL <input type="text"/> XXL <input type="text"/>	<input type="text"/>
2-button Henley shirt	\$18 ea (Sizes S, M, L, XL) \$22 ea (Size XXL)	S <input type="text"/> M <input type="text"/> L <input type="text"/> XL <input type="text"/> XXL <input type="text"/>	<input type="text"/>
Cape	\$14 ea	One Size <input type="text"/>	<input type="text"/>
(Use this space to provide any comments or instructions)			
<div style="border: 1px solid black; height: 40px; width: 100%;"></div>			Total (Click here to calculate total) <input type="text"/> \$75

Proof of car insurance is required to participate in moving events. Under VTR rules, all Triumphs entering Concours and Participant's Choice car shows are required to participate in at least one moving event. Tech and safety inspections are required in order to participate in the Autocross. Any vehicle can be disqualified at the Technical Inspector's discretion for safety reasons. I am aware of the hazards inherent with motor vehicle events and specifically release and do indemnify the organizers, supporting sponsors, the Red River Triumph Club and Vintage Triumph Register, collectively and separately from any and all liability from personal injury or property damage by me or my guests while participating in this convention. I understand that the Red River Triumph Club reserves the right to revoke my registration and retain my registration fee should I or my guests engage in reckless, dangerous and/or unsafe behavior.

☐ I have read, understand and agree to this release: (driver name)
☐ I have read, understand and agree to this release: (additional drivers)

[Print Registration](#)

[Reset Form](#)

WELCOME TO GOBMC 2019

This year is a big deal... Its our 20th Anniversary. We started this little show in 1999 to be a fun weekend event, and here we are in 2019!

We are doing some special things this year:

Saturday afternoon, we will host a ladies Tea Party, on the Square. Be sure to bring your fanciest "Tea" hat and join in for tea and treats! **The Tea Party is Free of charge but is by reservation only!**

Saturday afternoon will be a driving event, we will see sites around Carthage. Leaving from the Square following the show.

The Saturday evening banquet is moving to a new venue, The Woodshed on the West side of the Square. The Woodshed has a very eclectic style and fantastic food. For those wanting a cocktail, they have a cash bar for your pleasure. We will have door prizes and a silent auction at the banquet. **The banquet is reservation only!**

The awards this year are totally new!

Sunday morning the drive-away breakfast will be at the Thorn's historic home. This is always well attended and to celebrate the show's anniversary the breakfast is **FREE** for attendees. **The breakfast is reservation only!**

Don't forget a photo for the photos contest!

We have included a membership form for GOBMC, membership is not required to attend and participate in the show!

We look forward to seeing you and having a great weekend!

Our Third Decade of Fun, Sun, Leaks, Fumes, Sparks, Whines & Friends

20TH ANNUAL GOBMC CAR & CYCLE SHOW JUNE 7-9, 2019

FRIDAY 5:00-9:00 Registration & Tailgate Party at the Quality Inn
Show 9-3 Saturday

SATURDAY 9:00-11:00 FINAL Registration
11:00-1:00 Popular Choice Voting & Photo Contest
1:00-2:00 Ladies Tea Party
3:00 Driving Event
7:00-10:00 Awards Banquet & Silent Auction at The Woodshed

SUNDAY 8:00-10:30 Breakfast at the Thorn's.

DEADLINE FOR BANQUET AND BREAKFAST IS RESERVATION ONLY - JUNE 1ST.

Our host hotel is the Quality Inn 2701 Hazel Street, Carthage, MO. Special room rate's for the show attendees while block of rooms last. To guarantee you room, contact the hotel at (417) 359-5900. Be sure to ask for the show rate.

Name _____ Address _____

Phone() _____ Email _____

Vehicle #1 - Year _____ Marque/Model _____

Vehicle #2 - Year _____ Marque/Model _____

FREE T-SHIRT with every registration - circle size: S M L XL XXL

First Car or Cycle \$30.00 \$ _____

Number of Additional Cars _____ x \$10.00 \$ _____

Number attending Banquet _____ x \$17.50 \$ _____

Number attending Breakfast _____ FREE \$ _____

Number attending Tea _____ Free \$ _____

Additional T-Shirts (circle size) S M L XL XXL (\$20.00 each) \$ _____

TOTAL REGISTRATION FEES \$ _____

Mail completed registration to: GOBMC, 11514 St. Hwy 76, Forsyth, MO 65653. For more information, contact Dave or Rhonda Thorn, mngguythorn@yahoo.com or 417-358-9166.

Release and Waiver. We must have your signature to process your registration. In consideration for the right to pay the event fee and participate in the 20th Annual GOBMC Car & Cycle Show, the undersigned hereby releases the Greater Ozarks British Motoring Club, Hotel and sponsors from any and/all liability for injuries and/or damages while traveling to, from and participating in this event.

Signature _____ Date _____

Our Third Decade of Fun, Sun, Leaks, Fumes, Sparks, Whines & Friends



18th ANNUAL **BRITS** *in the* **OZARKS**

ALL BRITISH CAR & CYCLE SHOW
Benefiting the ALS ASSOCIATION
"Fighting Lou Gehrig's disease"



SPONSORED BY
BRITISH IRON TOURING CLUB
OF NORTHWEST ARKANSAS



University of Arkansas Agripark
Fayetteville, Arkansas

September 5 - 7

Thursday, Sept 5
Driving Tour

Friday, Sept 6
Driving Tour
Parking Lot Party

Saturday, Sept 7
Car Show
Banquet

SPECIAL GUEST
David Hobbs

Champion Racer, TV Personality, and Author

Car Display • People's Choice Judging • Concessions Available

Host Hotel
Holiday Inn Convention Center of Northwest Arkansas
I-49 and Highway 412, Springdale, AR

FOR REGISTRATION INFORMATION CONTACT
BILL WATKINS **OR** **DOUG SCHRANTZ**
479-636-2168 479-531-2783
www.Britishironnwa.org dougschrantz@gmail.com



<https://www.facebook.com/events/2065984406955406/>

Oct 3, 2019 - Oct 6, 2019

Welcome to 6-Pack TRials 2019

An Unforgettable Event

Note: The First 50 cars to register with the host hotel (click on 'hotel information' above,) will be entered into a drawing to win 3 nights base room charge + tax (approx. \$418 value). Club officers and event organizers not eligible.

Welcome. We're excited to extend an invitation to our upcoming event, which has been months in the making. Please find all the details that you need on our site and get in touch if you need more information. For general questions contact Kevin Blume at KBlume1@gmail.com

This is the 6-Pack Triumph TR250/TR6 Owners Groups Annual Meeting

Drive our scenic 2-lane roads stopping at wineries and other venues along the way. Explore our city sites, including historic Route 66.

Follow us on Facebook by clicking the link at the bottom of the page to get the latest updates.



6-Pack Trials

Location: St. Louis, Missouri

Date: October 3 – October 6, 2019

Web: <https://ckeefe4.wixsite.com/6-packtrial2019>

Our Third Decade of Fun, Sun, Leaks, Fumes, Sparks, Whines & Friends



Visit Luckenbach, TX
With Willie & The Boys

Join the
Hill Country Triumph Club
of Austin
as we celebrate





Enjoy the roads at the
Gateway to the Hill Country

VTR National 2019

in Dripping Springs, Texas October 6-11, 2019



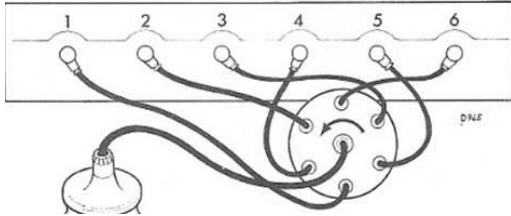
Our Third Decade of Fun, Sun, Leaks, Fumes, Sparks, Whines & Friends

		VTR National Convention 2019 Dripping Springs, TX Event Registration Form October 6-11 2019					
Personal Information (for Badges)							
Name of Driver A (First & Last Name)				Name of Driver B (First & Last Name)			
Address				Cell Phone A		Cell Phone B	
City	State	ZIP		E-mail address A		E-mail address B	
Club Affiliation:							
<input type="checkbox"/> Check if you are willing to be a Concours Judge				<input type="checkbox"/> Check if you Require Parking for Trailer			
List Additional Attendees below for badges: First & Last Name							
1.							
2.							
3.							
4.							
Would you like to be considered for the Charles Macartney Daily Driver Award? <input type="checkbox"/> Yes <input type="checkbox"/> No							
Car 1 Vehicle Information				Car 2 Vehicle Information			
Year	Model	Color	VIN	Year	Model	Color	VIN
Car show select only one				Car show select only one			
<input type="checkbox"/> Concours Showroom Stock		<input type="checkbox"/> Concours Senior		<input type="checkbox"/> Concours Showroom Stock		<input type="checkbox"/> Concours Senior	
<input type="checkbox"/> Concours Modified Prepared		<input type="checkbox"/> Concours Preservation		<input type="checkbox"/> Concours Modified Prepared		<input type="checkbox"/> Concours Preservation	
<input type="checkbox"/> Concours Modified Touring		<input type="checkbox"/> Participants Choice		<input type="checkbox"/> Concours Modified Touring		<input type="checkbox"/> Participants Choice	
Driving Events (check the event(s) Car 1 will participate in				Driving Events (check the event(s) Car 2 will participate in			
<input type="checkbox"/> Autocross <input type="checkbox"/> TSD Rallye <input type="checkbox"/> Gimmick Rallye <input type="checkbox"/> Funkhana				<input type="checkbox"/> Autocross <input type="checkbox"/> TSD Rallye <input type="checkbox"/> Gimmick Rallye <input type="checkbox"/> Funkhana			
Other Events				Terms & Conditions			
If you plan to attend one of the events below, please indicate by selecting below and enter the number of attendees for planning purposes.				Proof of car insurance is required to participate in moving events. Under VTR rules all Triumphs entering concours and participants choice car shows are required to participate in at least one moving event. Tech and safety inspections are required in order to participate in the autocross. Any vehicle can be disqualified at the technical inspector's discretion for safety reasons.			
		# of Attendees		WAIVER OF LIABILITY			
<input type="checkbox"/> Welcome Party		_____		I understand my passenger(s) and I are participating in the 2019 Vintage Triumph Register (VTR) National Convention at our own risk, and agree not to hold the event Organizers, it's members and/or the property owners including but not limited to the Hill Country Triumph Club, Vintage Triumph Register, Holiday Inn Express, the City of Dripping Springs any associated entities or persons, collectively and separately liable for any and all damages or injuries that may occur while participating in, traveling to/from, or in any way related to this event. I understand that the Organizers cannot be responsible for the action of others and insist on care and caution throughout the event. Neither the organizers nor anyone else except me has insurance protecting me or my guests during the activities in this event.			
<input type="checkbox"/> Breakfast Run(s)		_____					
<input type="checkbox"/> Brewery Tour		_____					
<input type="checkbox"/> Olive Orchard Tour * Fees Apply		_____					
<input type="checkbox"/> Winery Tour * Fees Apply		_____					
Registration Fees and Regalia							
Must be a VTR Member to Register.							
I am a VTR member already. My membership number is _____							
Item and Quantity				QTY		Sub Total	
<input type="checkbox"/> I am not a VTR member but would like to Join VTR (\$35)						\$	
Registration Fee 1 Car/ 2 People \$145 (after July 31 \$165)						\$	
Additional Attendants (No car, \$75 per person)						\$	
Additional Car \$25						\$	
Banquet \$45 per person <input type="checkbox"/> Vegetarian						\$	
Pint Glasses with 2019 VTR Logo \$6 each						\$	
Caps \$18 Each						\$	
S/M/LG/XL T-shirts \$20 each Size _____ Size _____						\$	
2XL/3XL T-shirts \$25 each Size _____ Size _____						\$	
TOTAL						\$	
				Car Insurance Agency _____ Expiration Date: _____ <input type="checkbox"/> I have read and agree to the VTR 2019 Waiver of Liability Signature Driver A _____ Signature Driver B _____			
See VTR2019.com for more information							
Send signed form postmarked by 9/13 and check payable to: Hill Country Triumph Club c/o Barbara Kramer 4018 Malaga Drive Georgetown, TX 78628							

JOHN'S QUICK TIPS

Plug Lead Positions (Fig. 55)

Ensure that the plug leads are attached to the sparking plugs as shown. Firing order is 1, 5, 3, 6, 2, 4, taken in anti-clockwise order, as viewed from the top of the rotor arm.



TR6 Soft Top Folding

To prevent window damage when top is down fold TR6 top as shown.



1 Release top from windscreen, rear bow snaps and snaps at the rear sides then spread out over back of car.



2 Fold top forward without folding back window



3. Fold side windows on top without folding side windows, tuck top down behind seats, add cover.

https://www.youtube.com/watch?v=IS2FhnWK6_o&feature=youtu.be

Products Appropriate for Your Car

Not the only option but good ones.

Standard TR6 Tire Size: 215 X 65 X 15

This web site is terrific for selecting a tire size that will work with your speedometer.

<https://www.tacomaworld.com/tirecalc?tires=215-65r15-205-70r15>

Classic Car Motor Oil

<http://www.classiccarmotoroil.com/>

Spin on oil filter sizes: TR6 Wix 51516. TR8 WIX 51515

*Coolant: Option 1; Evans Waterless High-Performance Coolant is specially formulated for gasoline engines in classic cars and high-performance vehicles.

<http://www.evanscooling.com/>

Coolant: Option 2; Peak anti-freeze, no water.

Transmission: 40 Wt. Non-detergent Motor Oil or Gear Oil: GL4 grade which is lower in sulphur. GL5 not recommended

Differential: Red Line Heavy Shockproof Gear Oil



Brake Fluid: Valvoline Synthetic DOT4/5

Spline Lubricant – CV Joint Grease

Star Tron Fuel Additive: For use with ethanol fuel if you have to use it.

Lubrication for front trunnions on TR6



JOHN'S QUICK TIPS

Starting Page 2



How does one know the alternator belt is tight enough? If you can turn the fan/pulley with your hand, it is not tight enough. If you can twist the belt 90° or more, your belt is not tight enough.

What's on the [Web Site](#)

Seat Belt Refurbish
Service After Storage
Rear Wheel Bearing End Float
Speaker Box Install
TR6 Wind wings
Rear Sway Bar Installation
Triumph Rain Cover
Flywheel Ring gear rework
Rebuilding Triumph TR Trans/Overdrive
Rebuilding Stromberg Carburetors

LESSONS LEARNED

- When using an electronic ignition system by the **ballast resistor** is highly recommended. The resistor is for protection of ignition points (which is no longer part of the system) and lowers voltage to the plugs.
- Coolant hoses get loose over time. Be sure to tighten them periodically.
- The rear hubs on IRS cars are known to shear causing the wheel to separate from car while moving. Check by moving the raised wheel in the caster/camber attitude to check for play. There should be none.
- Thrust bearing end float should be .011" max. Push the crank shaft (fan) rearward as far as it will go. The crank should move forward when the clutch is depressed. It should move between .004" (0.1016 mm) and .011" (0.2794 mm).
- Find paint codes at [PaintRef.com](#)



Spark plugs for TR6 – NGK BP6ES
Spark plugs for TR8 – Champion RN12YC

AIR PRESSURE VIDEO

https://www.youtube.com/watch?v=wqLcxyTpVfA&utm_medium=email&utm_campaign=DTC_AirPressure_Reminder&utm_source=Reminder&utm_content=Air+Pressure+Video

Our Third Decade of Fun, Sun, Leaks, Fumes, Sparks, Whines & Friends



Greasy Hands Garage North Update by John Phillips

3/15/2019 – This week I was watching another old James Bond film, Thunderball, and lo and behold a bad guy drives up in this. You just never know where they will pop up.



I have thought of another small project for Tinkerbell. It could do with a little more sound proofing around the differential and in the doors. Now I just need a little motivation to actually do something.

3/18/2019 – Yesterday Donna and Rob stopped by for a few minutes to drop off the new wheel alignment kit discussed in last month's newsletter. As of yet the package is unopened but it will be opened and the kit assembled to make sure it is all there and the electronics work. So, who wants to be the Guinea pig and be the first to

have their alignment checked using the new tools? Anybody? Anybody? Chicken!

3/26/2019 – Anyone that has visited the shop has probably noticed the Hustler Fast Trak mower stored there when not in use. Since there is nothing Triumph related to discuss, here is an issue that does frequently occur on our cars but in this case happened to my mower.

About a month ago the steering needed adjustment so I took it to a mower shop in Claremore and they fixed it up so it would be ready to go when needed. When I picked it up, they had trouble starting it so a pair of jumper cables was used to boost the power from the battery.

I trailered it home and unloaded it and it started fine. I drove it around to check out the steering which works well then it was parked for about a month until Spring arrived.

When the little purple flowers sprung up, I tried to start the mower and nothing happened. Since the battery had apparently not had enough power to start the mower previously it was assumed that it was time for a new one.

The old battery was removed and taken to O'Reilly's for an exchange plus \$40. When the new battery was in place, I was disappointed when it did not start. The starter was removed and taken in for testing and it checked ok.

Our Third Decade of Fun, Sun, Leaks, Fumes, Sparks, Whines & Friends

A review of the wiring diagram told me that circuit components included, as on our cars, the starter/solenoid, the ignition switch and a relay.

The terminals on the starter were cleaned and the starter reinstalled on the engine. Then the ignition switch and relay were removed and those terminals cleaned and silicone grease applied.

I plugged everything back in prior to final assembly and tested the circuit. The engine turned over so the relay and switch were reinstalled. With everything back together the engine started and ran normally.

The moral of the story is, check for dirty terminals when you have an electrical problem on your car. Many times, it is the ground wire that needs cleaning. Sometimes it is another connection in the circuit. If you find it and clean it, it will most likely work fine.

It might also be a good idea to check the voltage on your battery before assuming it is bad.

3/27/2019 – Today is sunny and 67 degrees so I also made it the first top down drive of the Spring. The Proud Pumkin needed some time on the road and so did I.

Of course, some of the surrounding roads are well travelled and finding something out of the ordinary is kind of difficult. The route chosen was West to Memorial then North to Vera. At 390 Road I headed East and drove a nice smooth curvy road most of the way to Oologah. The last part of the road was straight as a tight string.

The drive was good because it was a road that I have not been on in years and I recognized none of it. There were a couple of abrupt stops not visible until late in the decision-making process.

At HWY 169 I headed South to Coo-Wee-Scoo-Wee Parkway and a left took me to Oologah Dam and on towards Claremore via Hwy 88. After a stop at Casey's for gas I headed on home. Great drive but now guess what time it is, ah come on, you can hear me. Guess what time it is, it's nap time.

3/30/2019 – Charlie made it out today to work on a list of projects for Paula's TR6. The first thing up was to drain the oil and remove the filter. While the oil was draining, the transmission was checked and found to need a good bit of lubricant.

I followed the advice of John Esposito at Quantum Mechanics and used 40 WT non-detergent oil or mineral oil as the brits call it.

The dif actually had too much oil in it so some was drained out. With that done the wheel bearings were checked for play and the right front was tightened a little.

Next the new valve cover was installed along with the silicone gasket. Some gasket sealant was used on the valve cover and gasket to get the two components adhered together.



With the gasket adhered, the cover was put in place and the new hold down nuts put in place. This thing looks great and seats well with the new silicone gasket.

A new coil was installed and new plug wires put in place. New stuff in an ignition system is always a good thing, I think.

We then moved to the back of the car and removed the tail light assemblies. They were completely disassembled and cleaned to get the dirt out and improve the brightness.



One old turn signal lens was cracked and had been a deduction at a past car show so it was replaced.

New gaskets were installed inside and out so naturally we assume there will be no leaks. Naturally.

Our Third Decade of Fun, Sun, Leaks, Fumes, Sparks, Whines & Friends



I took the lenses into the utility room and thoroughly cleaned them prior to reassembly with a soft brush, warm water and Dawn. I can say that the difference is very impressive. They look terrific.



We had some difficulty with the brake light switch which needed adjustment rearwards to allow the button to move enough to actuate the switch and turn the lights on.

As is typical, one bulb socket needed to be replaced so one was taken from the shop stores to fill the need. One of the side marker bulbs required replacement and all of the connections were cleaned to make everything work reliably.

Unfortunately, we did not get the back-up lights to work today and that will require another session.

The only other thing on Charlie's list was to change out the knobs on the dash. I showed him



the method I use to remove and replace the knobs

and turned him loose on that task while I replaced the cap over the front bearing adjustment nut that I forgot to put back on earlier.

We were in the shop from 9 to 2 today and it was a good day. We completed several things but were disappointed that the backlights remain a project for another day. We will win in the end.

4/3/2019 – Glenn was on his way out today when I decided to disassemble the pumping mechanism on the new transmission jack to see if there were any obvious problems.

The pumping mechanism was unpinned and component below removed. Beneath that was a port sealed by a steel ball that let oil out but not back in. when I touched the steel ball with a pick, something stuck to the pick.

The debris appeared to be a sliver of metal or a shaving that was quite thin and about 1/4 inch in length. The debris had been holding the ball seal open preventing the jack from working. With the debris removed and the parts reassembled the jack works fine. YIPPEE- KY- YAY.

Just as I finished the jack Glenn arrived and we started on his car. Tasks completed were an oil / filter change, transmission top off and a re-torque of the head fasteners. Specs call for 105 ft. lbs. but a couple of the studs felt like they were stretching so we quit before breaking something. All of the others were not at specified torque values.

This was done due to a small coolant leak on the left rear corner of the head. After retorquing there appeared to be no more leakage.



Our Third Decade of Fun, Sun, Leaks, Fumes, Sparks, Whines & Friends

The mechanical fan had caught the power wire for the electric fan and pulled the wire from the module connection to the relay so that had to be repaired. While trying to run the engine until the electric fan would come on, the mechanical fan was efficient enough to keep the engine cool so we were not able to test the working order of the electric fan.

At some point Glenn will know whether more work is needed or not. Another good day working in the shop. While on a lunch run, we picked up some oil and I bought gas. At the station I ran into Tony Mullenger and we had a nice short visit.

It occurred to me to check the timing with a progressive timing light to see what the timing should be set at to get Glenn's car to start. The numbers say that from the factory timing mark the timing should be set at 55 degrees advance. From the accepted timing location, 3/8 inch from the timing hole, it measured 35 degrees advance. No wonder I could not find a sweet spot to time the car. WOW!

Glenn called when he got home. The cooling fan is not working, the engine is overheating and pinging. I plan to visit tomorrow to retard the timing some and see if that helps.

4/5/2019 – I made it over to Glenn's garage today to try and fix his issues with pinging and overheating. Sure sounded like a timing issue to me so I set the timing on the mark 3/8 inches from the hole in the pulley and tightened it down. The car started so we drove it to Bixby for lunch and back.

No pinging and no overheating. The fuel gauge quit working but that turned out to be a fuse that had slipped out of place. The electric cooling fan does not work. We traced the system and bypassed the relay to see if the fan would start up. It did not.

The only thing I can figure is the fan motor or wiring has failed. Glenn is going to have an auto electrics guy check it out. At least we actually fixed something by retiming the engine.



If I can just fix the fuel leak !! A couple of instruments, a splash of paint and we are done !!!
1964 TR4. Anne and Derek Maeer

Yep, all done but finishing up. Editor



Classified Section

Sam is selling his trailer. He

no longer needs it and says it is in great shape. It has served him well but is no longer used.

I suspect he would also entertain the idea of selling the truck as well.



Our Third Decade of Fun, Sun, Leaks, Fumes, Sparks, Whines & Friends

MESSAGE FROM FRANK WOOD!

I am going to sell my car. I have developed problems from my Feb. back surgery. I cannot get in the car nor bend over the fender to work on it. Will try to send you a photo to add its sale for next newsletter and add to web site.

Many thanks for your assistance on working on it over the years



1976 TR6 98K miles.

Added Quantum Mechanics Overdrive Transmission and Overhauled engine less than 2000mi ago. Original paint.

\$10,500. Frank Wood. 918-833-2066





"Superior Service - Uncompromising Integrity"

445 S. Brady

Claremore, OK 74017

tony.mullenger@aaaok.org



Office (918) 341-2100

Fax (918) 341-2154

**Specializing in Home & Auto Insurance including
Collector Cars, Boats and Motorcycles**



**The club still has about seven (7)
stainless steel grill badges left if
anyone wants one. Remaining stock
goes for \$10.00 each.**



Newly rebuilt carbs for 73 TR6, \$400 OBO.

Or \$250 exchange

topaztr6@gmail.com / (918) 283-7017

Assorted TR3 & TR4 parts

Contact: Larry*

cartravel@pobox.com

Our Third Decade of Fun, Sun, Leaks, Fumes, Sparks, Whines & Friends

**Price Re-
Reduced**



TR8 WHEELS / \$300 or best offer, no tires. Fifth wheel being used as spare also included.

**Greasy Hands Garage North Has
Used TR6 Parts If You Need
Something
Structural parts for suspension
and steering
Transmissions and a Differential
Windscreen Frames, Some with
Glass
Lots of other stuff so if you need
something for your TR6 contact:
John Phillips at
topaztr6@gmail.com or
phone (918) 283-7017**

GREEN-COUNTRY-TRIUMPH-CLUB-MEMBERSHIP-APPLICATION-&-RENEWAL¶

Please complete information for each member in the household. · Membership \$20 Dues = maximum TWO voting members in family. · Common information needs to be listed only one time for family members. · Form not required for renewals but changes to information may be communicated using the form.¶

Membership benefits typically include tech support, access to required tools and repair facilities, extra hands to accomplish labor and a full activities calendar to enjoy club fellowship.¶

PEOPLE-STUFFα	MEMBER-INFOα	CAR-MODELα	YEARα	COMMISSION#α
MEMBER-NAMEα	α	α	α	α
CO-MEMBER-NAMEα	α	α	α	α
MAILING-ADDRESSα	α	α	α	α
PHONE-NUMBERα	α	α	α	α
E-MAIL-ADDRESSα	α	α	α	α
V.T.R-MEMBER?αYES□ → → NO□α	α	α	α
6-PACK-Member?αYES□ → → NO□α	α	α	α
TRA-MEMBER?αYES□ → → NO□α	α	α	α
ANOTHER-CLUB?α	α	α	α	α

SEND YOUR DUES TO THE CLUB TREASURER: · \$20 →

Make Checks Payable to **GREEN-COUNTRY-TRIUMPHS¶**
Check # → → → Check Date¶

GCT-C/O-JAN-PHILLIPS-¶
5865-E-480-RD¶
CLAREMORE, OK-74019¶
(918)-283-7017¶
maudjpp@gmail.com¶

Dues are payable by July-1st each year. · If you join(ed) between Jan.-1st and Jul.-1st, next dues are payable July-1st in the year following the year in which you join(ed). · **Newsletters are discontinued Oct.-1st following the date dues were due.¶**