



Triumphant Times

Green Country Triumphs

Monthly Newsletter for April 2021

Recipient VTR Newsletter Award 2016, 2018

<http://greencountrytriumphs.org>

Have you paid your dues?

**Club Dues Are Due July 1st
or before of each year to the
club Treasurer.**

Green Country Triumphs, C/O Jan
Phillips

Next Club Meeting

Tuesday April 20th

Dinner at 6:00PM

Meeting at 7:00 PM

Location: Emersumnice

Brewery

102 S Main St, Suite

E, Owasso, OK

Officers and Committees

Art Graves – President

Al Garbart– Vice President

John Phillips - Member at Large

Jan Phillips – Treasurer

Trish Lindsey – Secretary

Kay Robinson - Activities

Art Graves – Car Shows

Jon Wood – Web Master

John Phillips – Newsletter, Parts,
Repairs, Appraisals, Membership

topaztr6@gmail.com

From President Art Graves

I hope everyone is enjoying the warmer weather. I know I am. It will be interesting to see how well our landscape survived the cold. Most of our plants survived. The azaleas looked bad but are now ready to bloom and have many new green leaves. Not so sure about the crepe myrtles – we shall see. We are able to keep all of our cars in the garage, but even the garage was very cold. Items in the garage freezer thawed because the freezer 'thought' it was cold enough. And jugs of water were frozen solid. I don't know how cold it has to be before an engine block heater is needed. In any event all of our cars survived the cold.



The club has had a few outings the past month. A breakfast get-together in Sand Springs and a lunch trip out to Pawhuska. It was nice to see the countryside beginning to green up. Soon everything will be green.

Our opportunity to assist with the Mecum Car Auction has fallen through. Their contact informed me that they had enough volunteers.

I will be heading south the weekend of April 9 to meet up with a few Hill Country Triumph Club members for a road trip to Carlsbad Caverns, New Mexico. Temperature will be in the nineties in Austin and that will feel really good! Highs for the rest of the trip should be in the mid-eighties. It will be a lot of driving, and I am very much looking forward to it.

Hope to see you at the next meeting. I know we have some new members and hope to see and meet them.

Cheers,
Art

2020/21 DUES METER
100% PAID
47
46
45
44
43
42
41
40
39
38
37
36
35
34
33
32
31
30
29
28
27
26
25
24
23
22
21
20
19
18
17
16
15
14
13
12
11
10
9
8
7
6
5
4
3
2
1

Our Third Decade of Fun, Sun, Leaks, Fumes, Sparks, Whines & Friends

From Vice President Al Garbart

Wedgword

These pictures were taken on the outing to Pawhuska, OK, on Wednesday, April 7th. It was a little cloudy with a few drops of rain on the way but as you can see, we found time for pizza. The road had some



hills and curves. Just the way we like it.

The next meeting will be on April 20th in Owasso at Emersumnice Brewery. It is located at 102 S Main Street, Suite E. We have the upstairs room reserved.



Janice and I will be out of state but hope there is a great turnout.

Janice and I have our registration for the VTR National Convention September 14-18 in Edmond. We also have registered for the Fayetteville show. The show is on October 9th with drives though Arkansas on the 7th and 8th. We took the drives a couple of years ago and had a great time. I hope you all can join us. It will be great to see the cars and people out and about again.

Al

Secretary's Minutes of the Last Meeting by Trish Lindsey

The March meeting was held at Baxter's restaurant on March 16, 2021. Twelve members were present. Four Triumphs were driven to the meeting.

Art called the meeting to order at 7:00 pm. Minutes were approved as read in the newsletter.

The treasurers report was given and approved as presented by Jan.

Car Shows - Art let us know the Dallas show was cancelled and that VTR is coming in Edmond in September. Triumphfest is in Flagstaff, Arizona.

Parts - John had nothing new to report.

Activities - Kay let Jan recap the St Patrick's Day party. Kay has set March 27, 2021 for a breakfast get together at the Crescent Restaurant in Sand Springs at 10:00am. A fun drive to Pawhuska is tentatively planned for April 10, 2021. More information to come later.



Old Business - VTR is Sept 14 in Edmond, OK. Our club is helping with Funkana and the car wash. A committee needs to get together and plan details of what we will do. An update on Sam Clark's health was given by Jan.

New Business - Mecum is having an auto auction. We have 2 new members.

A motion to adjourn was made and approved at 7:31 pm.



Our Third Decade of Fun, Sun, Leaks, Fumes, Sparks, Whines & Friends

Al and Janis led Art, Kay, Denny and me (John) to Pawhuska on a rainy and cool 4/7 up Highway 11 for a scenic, curvy, hilly drive. We met Dale Smith who was waiting for us in Pawhuska and proceeded on to a pizza restaurant downtown. After lunch, Kay, Denny and I decided to visit the Ben Johnson Museum. We found it very interesting. We saw the exhibits and watched some of an interview featuring Harry Carey and Ben. The history lesson was worth watching. We then went our separate ways to find our way home.



Figure 1 On the left are Al, John, Jack and Mathew. On the right are Denny, Kay, Rob and Jim. Kay is blocked out by Denny and I am taking the picture. We had breakfast at the Crescent Restaurant in Sand Springs on 3/27. The drive to and from were excellent on this 70+degree day. John



2021 Scheduled Club Activities

WHEN	WHAT	WHO
March 12 th	St. Patrick's Day Celebration at GHGN	Jan

Hi John,

Now that we finally have our covid shots and feel halfway safe mingling with friends again, we are going to have to miss your St. Patrick's Party. We will be in St Louis visiting our daughter and granddaughters. We haven't seen them in over a year. With our daughter's schedule and my upcoming surgery, this is the only time that would work out.

We really hate to miss your party as you and Jan do such a great job of hosting and we will miss Jan's fabulous corned beef and cabbage. We sure miss seeing you all and everyone in the group. We will try to attend the meeting on the 16th.

Glenn & Carol



Our Third Decade of Fun, Sun, Leaks, Fumes, Sparks, Whines & Friends

Upcoming 2021 Car Shows?

Many clubs/organizations have not committed to a 2021 car show, and I tried to indicate that on my list. Also, some of the web links do not work or are not quite accurate. Hopefully this will improve in the near future. Art

New Orleans All British Car Day

Location: TBA, New Orleans, Louisiana

Date: **CANCELLED**

Web: <http://www.bmcno.org/Current-Car-Show>

Dallas All British & European Car Day

Location: White Rock Lake Park, Dallas, Texas

Date: May 2, 2021 **CANCELLED**

Web: <http://www.allbritishcarday.com/>

Greater Ozarks All British Car Day

Location: Carthage, Missouri

Date: June 5 – June 6, 2021 **TENTATIVE**

Web: <http://carthagecarshow.com/>

TRA National Meet

Location: Lexington, Kentucky

Date: **CANCELLED**

Web: <https://www.miamivalleytriumphs.org/tra-2021>

The Wedge Shop Gathering

Location: West Dover, Vermont

Date: June 10 – 13, 2021

<https://www.facebook.com/events/257718009138021>

Euro-Expo Car Show

Location: Sand Springs, Oklahoma

Date: **No information for the 2021 show**

Web: <http://www.jaguarcluboftulsa.com/>

Kansas City All British Car Day

Location: Kansas City, Missouri

Date: September 4 – September 5, 2021 **TENTATIVE**

Web: <http://www.heartlandallbritish.com/index.html>

VTR National Convention

Location: Edmond, Oklahoma

Date: September 14 – September 18, 2021

Web: <http://VTR2021.com>

Texas All British Car Day

Location: Round Rock, Texas

Date: September 24 – September 26, 2021

TENTATIVE

Web: <http://www.txabcd.org/>

6-Pack Trials

Location: Richmond, Virginia

Date: September 30 – October 3, 2021

Web: [Trials 2020 & 2021 – 6-Pack Car Club \(6-pack.org\)](http://www.trials2020and2021-6-pack-car-club.org/)

British Iron All British Car Day

Location: Agri Park, Fayetteville, Arkansas

Date: October 7 – October 9, 2021

Web: <http://www.britishironnwa.org/>

Triumphest

Location: Flagstaff, Arizona

Date: October 14 – October 16, 2021

Web: <http://www.triumphest.com/>



Our Third Decade of Fun, Sun, Leaks, Fumes, Sparks, Whines & Friends

2021
HEMMINGS MOTOR NEWS
GREAT RACE
SAN ANTONIO, TX TO GREENVILLE, SC
PRESENTED BY
HAGERTY DRIVERS CLUB

THE GREAT RACE
COMING
JUNE 19-27, 2021
MONDAY
JUNE 21
Arrives:
HEART OF ROUTE 66
MUSEUM
SAPULPA, OK
12:15 PM

OVERNIGHT STOP
Lunch Stop

FOLLOW US!
Facebook icon
Instagram icon
GREATRACE.COM
@GREATRACERALLY
#THEGREATRACE

Hemmings
©1954

HAGERTY
DRIVERS CLUB

RELIABLE
Carriers, Inc.

COKER
TIRE

Our Third Decade of Fun, Sun, Leaks, Fumes, Sparks, Whines & Friends



The Wedge Shop Gathering!

Come join us for a weekend of driving mountain roads, enjoying good company and British cars. **June 10-13 2021 West Dover, VT**

[Register for the event now](#)

The Kitzhof Inn located in West Dover, VT will be our HQ for the weekend. The event aims to be a casual weekend with numerous ride & drives, driving events and a special British themed dinner.



Route 66 - The Mother Road



**VTR NATIONAL CONVENTION
EDMOND, OKLA**

2021

ROUTE 66

TRIUMPH

LA Albuquerque Amarillo Oklahoma City Tulsa Springfield St. Louis Chicago

September 14 - 18, 2021

Hosted by: Oklahoma Vintage Triumph Register (COVTR)

Host Hotel: Hilton Garden Inn
2833 Conference Drive • Edmond, Oklahoma • 405-285-0900

www.VTR2021.com

1. Round Barn - Arcadia 2. Rock Cafe - Stroud 3. Fort El Reno 4. Rt. 66 Museum, etc. etc.


Our Third Decade of Fun, Sun, Leaks, Fumes, Sparks, Whines & Friends



19th ANNUAL

BRITS in the OZARKS

ALL-BRITISH-CAR-&-CYCLE-SHOW
Benefiting the ALS-ASSOCIATION
"Fighting Lou Gehrig's disease"



SPONSORED BY

**BRITISH-IRON-TOURING-CLUB
 OF-NORTHWEST-ARKANSAS**



PRESENTED BY

**University of Arkansas - ~~AgriPack~~
 Fayetteville, Arkansas**

October 7-9, 2021

Thursday, Oct-7
 Driving Tours

Friday, Oct-8
 Driving Tour
 Parking-Lot-Party

Saturday, Oct-9
 Car-Show
 Banquets

SPECIAL-GUEST
John Nikas
Author

Car-Display - People's-Choice-Judging - Concessions-Available

Host-Hotel

**Holiday-Inn-Convention-Center-of-Northwest-Arkansas-
 I-49-and-Highway-412, Springdale, AR**

FOR-REGISTRATION-INFORMATION-CONTACT

BILL-WATKINS
 479-636-2168
www.Britishironnw.org

OR

DOUG-SCHRANTZ
 479-531-2783
dougschranzt@gmail.com



Our Third Decade of Fun, Sun, Leaks, Fumes, Sparks, Whines & Friends

Triumph est 2021

Flagstaff, Arizona October 14 – 17, 2021

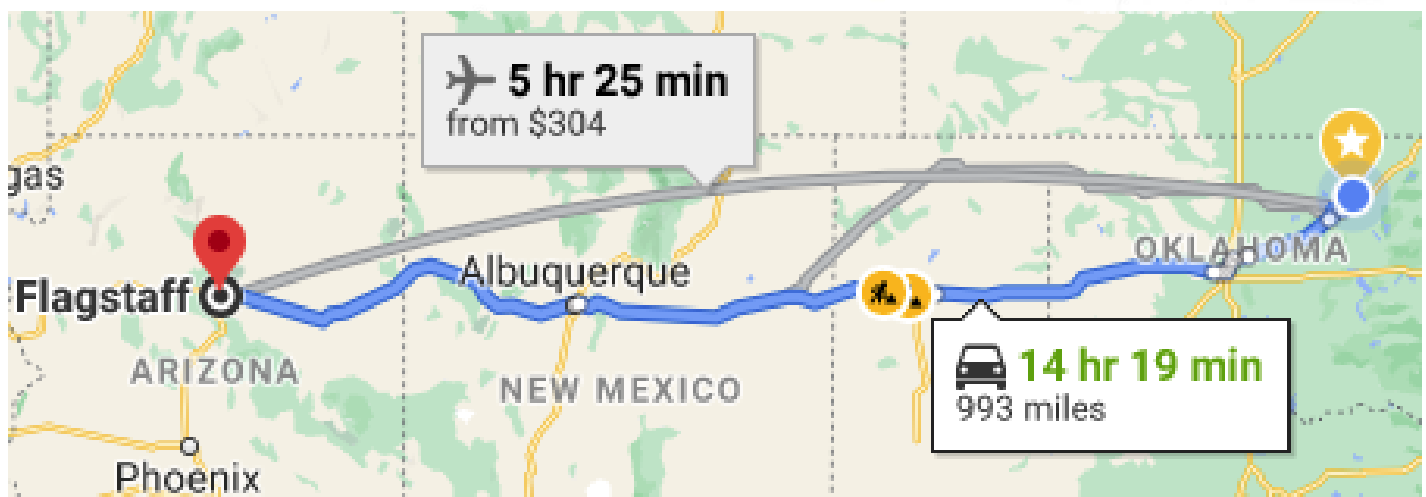
presented by

Desert Centre Triumph Register of America
Phoenix, Arizona

The Desert Centre Triumph Register of America (DCTRA) is hosting the fortieth annual gathering of Triumph owners in the southwest. We welcome all owners of all Triumph cars - TRs, Spitfires, Heralds, Mayflowers, GT6s – all cars built by Triumph and Standard Triumph.

Included here are brochures and a registration form for the members of your club. Duplicate as needed and access further information at www.triumphfest.com.

Join Triumph owners from across the country in Flagstaff, Arizona. We look forward to seeing you at Triumphfest 2021! Life begins at forty!



Our Third Decade of Fun, Sun, Leaks, Fumes, Sparks, Whines & Friends



TRIUMPHFEST 2021

Flagstaff Arizona


October 14-15-16-17 2021

Triumphfest provides the thrill of driving our TR's to a destination just like the "old days" At the Triumphfest we will enjoy 'Funcours', Autocross, Funkhana, Awards Banquet, Tech Session, and opportunity to meet with our Triumph friends, what a great time !



Hosted by
Desert Centre Triumph Register of America
www.triumphfest.com


Explore Arizona



Grand Canyon
(73 miles from Flagstaff)




Meteor Crater
(42 miles from Flagstaff)



Lowell Observatory
(1 mile from Flagstaff)



Grand Canyon Railway
(Start at Williams 32 miles from Flagstaff)



Little America Hotel

2515 E. Butler Ave.


Flagstaff, Arizona

Special Rates for Triumphfest-2021
800-352-4386 mention Triumphfest

Website: www.triumphfest.com



Triumphest 2021 Events



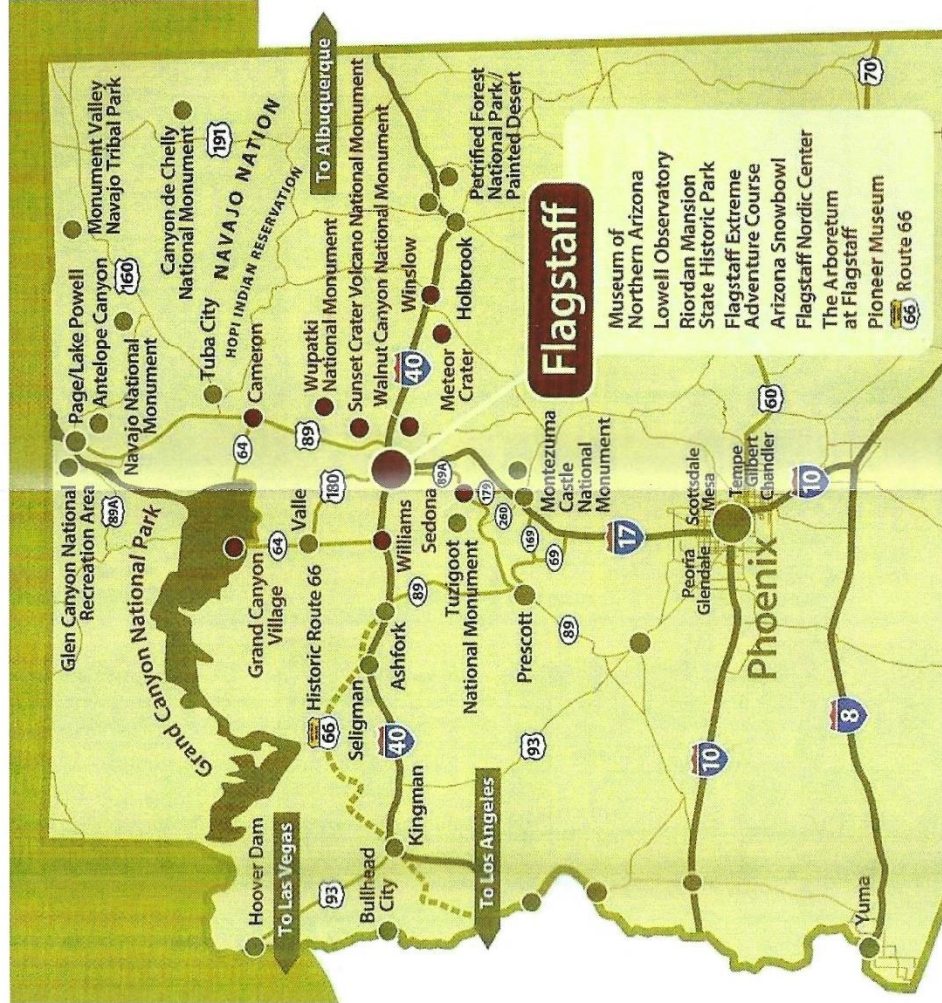
Funcours Car Show



Autocross

- Funkhana
- Tech Session
- Hospitality Party
- Banquet
- Awards
- Raffle prizes
- Vendors
- Rallies
- Regalia
- Model/Photo Contest
- Walking Tours
- Scenic Drives
- Dinner Cruises in your TR

Have a Grand Time in the Grand Canyon State



Flagstaff, Arizona. Elevation 6,910 feet, cool and green all year. A great place to have a Triumphest, and a great jump-off place to visit the sights of Northern Arizona.

Our Third Decade of Fun, Sun, Leaks, Fumes, Sparks, Whines & Friends

Our Third Decade of Fun, Sun, Leaks, Fumes, Sparks, Whines & Friends



Triumphfest 2021 October 14 – 17, 2021 Flagstaff, Arizona
Hosted by the Desert Centre Triumph Register of America

Please print clearly

Registration Form

Name: _____

Email: _____

Address: _____

Phone: _____

City: _____

State/Zip Code: _____

Others in your party (Co-driver) Name(s) _____

What car(s) are you bringing?

Car 1 Model _____ Year: _____

Series: _____

Trailing? Yes/No

Car 2 Model _____ Year: _____

Series: _____

Trailing? Yes/No

Activity Registration (Registration includes two people & one car and is non-refundable)

Registration, postmarked by 9/16/2021

Each Subtotal

Late registration postmarked by 10/1/2021 (No regalia orders after 9/16/2021)

\$110.00 \$

Additional cars (as noted in car info above)

\$130.00 \$

Welcome Mixer (Friday night) No charge for two people. Additional people \$20.00 each

\$30.00 \$

Awards Banquet (Saturday evening – per person)

\$20.00 \$

Pistacio Encrusted Chicken \$46 _____ Prime Rib \$55 _____ Grilled Market Vegetables \$40 _____ \$

Autocross _____

Scenic Drive _____

Driving Rally _____

Walking Rally _____

Photo Contest _____

Model Contest _____

Funkhana _____

Funcours _____

Craft Contest _____

Tech session _____

Regalia (Please indicate quantity)

S

M

L

XL

Each

XXL

Each

Subtotal

Men's sandstone polo shirt (embroidered)

\$20.00

\$23.00

\$

Women's sandstone polo shirt (embroidered)

\$20.00

\$23.00

\$

Men's light blue polo shirt (embroidered)

\$20.00

\$23.00

\$

Women's light blue polo shirt (embroidered)

\$20.00

\$23.00

\$

Men's light blue denim, long sleeved (embroidered)

\$25.00

\$28.00

\$

Women's light blue denim, long sleeved (embroidered)

\$25.00

\$28.00

\$

Sandstone T-shirt, short sleeved (screened)

\$10.00

\$13.00

\$

Light blue T-shirt, short sleeved (screened)

\$10.00

\$13.00

\$

Ball Cap

Qty _____

\$20.00

\$

Lapel Pin (1 inch)

Qty _____

\$5.00

\$

Embroidered patch

Qty _____

\$6.00

\$

Additional dash plaque

Qty _____

\$2.00

\$

Check/Money Order payable to:

DCTRA

Grand Total

\$

Send Registration to: DCTRA Triumphfest, 2325 S Gold Ore Court, Apache Junction, AZ 85119

Questions? Call Ron's cell (623)229-3997 email: ronlewiscole@gmail.com

Registrar: Kathy's cell (480)815-1407

email: tfest2021@gmail.com

Triumphfest website: <http://www.triumphfest.com>

Hotel Accommodations: Little America, 2515 E Butler Ave. Flagstaff, AZ 86004 Reservations: call 1-800-940-8528 to make your room reservation. Mention "Triumphfest 2021" to receive negotiated room rates.

Release: All members of your party 18 or older must sign this release form before your registration can be accepted.

I/We, the undersigned, release, waive discharge and covenant not to sue collectively and separately, the Desert Centre Triumph Register of America, its officers, event organizers and sponsors of Triumphfest 2021, holding them free from all liability for any and all loss or damage and any claim due to injury to persons or property resulting from my/our participation in Triumphfest 2021. Proof of car insurance and a valid driver's license required to participate in all moving events and the Funcours. I hereby assume full responsibility for, but not limited to, risk of bodily harm, death, or property damage during the Triumphfest 2021 event.

Signature(s): _____

Date: _____



Steve Dell

February 20 at 9:48 AM · 🌐

Road A82 blocked between Inverness and Drumnadrochit . Police are are anxious to interview a Mr W. Coyote last seen staggering in the Inverness direction , they also wish to speak to a Mr R. Runner seen fleeing the scene at high speed towards Drumnadrochit.

Mike McPhail

Rip had a common problem...stiff clutch pedal that doesn't quite disengage! The usual fix is a new pressure plate, but a call to British Parts Northwest came up with a simple alternate solution. They sell a long throw slave cylinder that for about fifty bucks, seems to solve the problem.

UKC8677L

This thing looks just like the old part, but has a smaller piston, which gives about 50% more travel. It did not seem to increase the stiffness much. Time will tell if this is a permanent fix, since the clutch action had become increasingly problematic over time.




Had my first jab today and thought I was hallucinating when saw the Honey Monster. Then I realised it was a woman reading a magazine



Our Third Decade of Fun, Sun, Leaks, Fumes, Sparks, Whines & Friends




Peter Neus asked a question  in **TRIUMPH TR6**.


2h · 


...

Replaced the temp sending unit on the thermostat housing and the car seems to not be overheating, but the gauge still reads all the over to red after warming up. The top and bottom hoses are warm but no boiling in the radiator.????

5 Answers

 Like

 Comment

 Share



David Barham

Have you checked the Thermostat ??

Like · Reply · Share · 2h



Peter Neus

David Barham thermostat seems to work, shot the engine with a digital thermometer and it was 190 degrees

Like · Reply · Share · 54m



Andy Topp

Firstly why did you change the sender unit? Did you have overheating readings before? Could be Voltage stabiliser or as above Thermostat

Like · Reply · Share · 2h



Steve Hayward

Make sure you haven't got a cheap copy from the east. I've fallen for that one and got bit, and I'm not alone.

Like · Reply · Share · 1h



John Ulrich

Try the Moss "fail safe" thermostat. I have them in all my cars.

Like · Reply · Share · 1h



James Duke

My '72 did same thing. Changed temp sending unit- now gauge needle was on the "M" on TEMP. Removed radiator cap/ ran for 40 minutes-checked collant with thermometer/ 180 degrees. The gauge is wrong,

Like · Reply · Share · 38m

Andy Topp

Nice mods, fitted gas bonnet struts on mine last very cool.



From the St. Louis Newsletter

In a column in the February 2021 edition of *Thoroughbred & Classic Car*, columnist Quentin Willson has raised the alarm over a new tax on the verge of approval and implementation in the United Kingdom.

Apparently, the British treasury is in desperate need of additional revenue and they've cast an eye on any profit made by special interest vehicle owners when they sell a car. Willson writes,

But let's be clear, the days of making large dollops of profit on selling old cars have long gone. Most of us would get rather depressed if we really truly and honestly added up the cost of restoring, maintaining and preening our classics...but – and here's my anxiety – there are those mandarins and special advisers in that grey building on Horse Guards Road (Her Majesty's Treasury) who believe that classic car owners have benefitted from bundles of tax-free cash from the sale of their Bentleys and Lagondas for years and that they live in stately homes and always dress entirely in tweed. I exaggerate of course, but not by much. There is a dangerous perception that we are a

group who enjoy an unfair tax concession. Over the last few weeks, I've seen us described in the financial press as "investor hobbyists" or "amateur vintage car investors." If only...

Willson is quite blunt on what could happen if this tax goes through in the UK: it'll kill the collector car industry:

The unintended consequences of any imposition of CGT on old car sales would be to wipe out our industry, destroy many thousands of jobs, raise very little in actual tax revenue and make voters of a certain age very, very cross indeed...we've held our hobby together with the glue of enthusiasm and knowledge but also because it was possible to partly fund a restoration thanks to some of our cars' appreciation in value being free of tax. Impose CGT on the sales of classic cars and you'll destroy this industry in a heartbeat. I wave an apocalyptic finger.

Could such a tax happen here? These days I think anything's possible, so we'll continue to monitor similar proposals, particularly if it looks like this type of capital gains tax is going to jump the Atlantic.




Greasy Hands Garage North Update by John Phillips

2/18/2021 – You are reading this in mid-April but I am writing it in mid February. The snow is still here. The Subaru is parked near the road so we can travel to town if needed.

Al and others remember how difficult my driveway can be when slick. The only sliding adventure we have had was early into the storm when, I think, Jan and I returned from her vaccination. We hit the top of the driveway and started sliding toward the shop door. We were able to get stopped well short of a collision but we got slightly panicky at first. Jan thought I was just driving too fast but I actually had no control over the speed of decent.

The Subaru has been parked outside for several days but with warmer weather finally forecast, perhaps we can park inside before long.



The picture above is from February 1, 2011, ten years ago. In that storm there was a lot more wind and drifting as you can see from the waist deep snow around the Durango.

Our former neighbors came over and shoveled the snow so we could get out for food, etc. They now live in the state of Washington and declined an invitation to come back and shovel some more snow. Come on sunshine.

2/23/2021 – It is now noon and the temperature is 61° on its way to 70 something. Great winter day for driving a Triumph.

Both cars are now running after the 8 needed a battery and new spark plugs and the work and parts to renew the clutch again on the 6 in an attempt to eliminate oil leaks has been completed.

(Follow up) There is still a leak that appears to be in the area of the filter cover of the overdrive unit. I have the parts so the work will be forthcoming.

Both jobs were completed while the winter storm was in progress but today the only snow left is small patches in shady areas.

Since most of my winter effort was expended on the 6 and I was very interested to know if any leaks would appear after it had been driven, I drove it into Owasso this morning to see what kind of results had been achieved.

The first thing I noticed was that the idle speed now rested at 950 RPM, which is perfect. I am very pleased since adjustments have been performed several times in hopes of getting this result.

The performance of the car was as I remember it. It ran fine before so running the same is OK with me. I made three different stops and there was no stalling, no running on, easy starting, what else can you ask for?

Full operating temperature was reached at stop lights so no temperature related issues are expected. Bought more milk so time to head home.

The Pumkin was pulled into the shop short of the lift equipment so that if any leaks still persist that I can see it on the floor and figure out where it is coming from. Time for something else.

After a couple of maintenance issues on home equipment it was time for a drive in the 8. I want to see how the new upgraded spark plugs work out.

Well, that did not go as well as I had hoped. The car runs great going down the road. Come to a stop sign and the car does not want to idle. Parked it back in the shop.

Work on it later. Time to get ready for the club meeting.

2/24/2021 – There are a couple of things that I need to work on for the Pumkin but the issue with Tinkerbelle was bugging me. I have been thinking about why the car won't idle but run great out on the highway. Is it ignition or fuel?

I decided to try fuel first. The first guess was that there was some gumming up of the carburetor resulting from the recent period of inactivity.

Back in the day when a car would get sluggish due to too much idling or lugging around slowly driving, we would take a car out for what we called a Turnpike Tune-up. Find a road and drive the car at speed for a significant number of miles. I thought this was worth a try.

Today I did that. Google says the distance was 93 miles. The route was up 169 to Nowata, 60 to Bartlesville, (waived at Dale Smith but did not stop), 175 to 20 to Collinsville for fresh fuel, 169 to 20, then home.

Nowata was kind of depressing. It looks like a town trying to die. I have not been in that area since the last trip to the Kansas City All British Day several years ago.

When I stopped for fuel the car seemed to idle just fine. I had stopped in Oologah and Watova to make an adjustment to the idle screw and again in Nowata. It seems to work as needed at this point so now I can work on the Pumkin.

2/28/2021 – The debugging process continues after the interior was reinstalled. The driver's seat would not fold forward. First time for this issue.

My first thought was that the bolts/nuts holding the seat frame to the seat tracks on the floor may be too tight to let the seat rotate forward so I loosened them to ensure that they were not binding up. That did not correct the issue.

The bolts/nuts were then removed and the seat lifted out of the car. Nothing appeared to be binding or snagging or caught anywhere so it was reinstalled. The condition was no better.

Again, the bolts/nuts were removed and the seat frame set with the inboard attach point inboard of the seat track. I have never had them installed in this manner before but the problem was gone so I left it that way.

3/1/2021 – This was a good evening. I drove Pumkin into Owasso for a couple of Ron's hamburgers. On the way home I decided to try the radio, which I had thought was not working.

It did work so I guess my reassembly after having the tranny out was more successful than I thought. I may still make sure all the speakers are working, however.

Good day!

3/7/2021 – Projects with meaningful content are not plentiful at the moment so I settle for talking about menial tasks. For instance, I drove Pumkin to a funeral yesterday. One attendee was interested in Triumphs so I raised the bonnet to show him the engine bay.

While it was up, for some reason I touched the alternator belt to check for tightness. It was loose.

This afternoon I helped Jan get the St. Patrick's Day decorations out of the attic then went to the shop to correct the belt tightness. It was tight the last time I worked on the alternator but they do stretch as time goes by.

The top bolt/nut and the bottom bolt/nut were loosened a little and the alternator swiveled up a dab. The bolts/nuts were then retightened and the job was done. Wasn't that exciting.

3/10/2021 – Yesterday I had a very enjoyable drive in the TR8 to the Tulsa fairgrounds to get the second Covid 19 vaccine shot. The process is more mature at

this stage so I got right in and had to wait a little until it was my turn to get shot.

The cycle is now complete so it was back in the 8 to get back to Owasso for some shopping for a new light bulb for the kitchen and dog food for you know who.

Back at home it was nap time. My allergies are not treating me well. Grass and trees are kicking my tail.

3/18/2021 – I guess while there is a lull in the work load now is as good a time as any to replace the seals in the lift so it will again raise all the way and not spoil the floor with hydraulic oil.

To that end, Jim has been trying to help me decide upon which seal kit to purchase. The end result is that a kit for a TP9 ram has been ordered and upon receipt will be installed in the ram on the west side of the lift. The east side seems fairly stable at this point so that side will be done when needed.

3/23/2021 – The kit that we hope fits the cylinder on the lift arrived yesterday. Today, Jim and I are going to take the cylinder out of the pedestal, removed the shaft assembly and replace the seals. I hope this is the right seal kit and it works

Noon and the cylinder is out of the upright and the shaft/pulley assy is on the table. There is a 1 1/8 bolt head holding it all together and we cannot get it to budge.

Jim left for a Dr. appointment and to pick up a 3/4 inch impact wrench. Hopefully that will be enough to remove the bolt so we can get everything apart to see what the seal kit is supposed to look like.

You guessed it, the seal kit I purchased from Amazon was not the correct kit. Now the search is on for the correct kit but the old seals need to be visible for comparison of old to new. That big bolt must come out.

We did exceed my expectations in one area of the work, the mess we made was much bigger than I expected. We used air pressure to finally get the internal shaft out of

the cylinder and hydraulic oil went everywhere. My next job is to get the fluid off the TR8.

Jim returned with a $\frac{3}{4}$ inch impact wrench that removed the big bolt immediately. With the bolt out we had access to all the rubber components that seal the hydraulic fluid properly.

Tomorrow we travel to Tulsa in search of the proper seals to finish the rebuild.

3/24/2021 –

Sam called this morning. He needed a ride to the doctor for an adjustment to his prosthetic. It was rubbing blisters on his shin. The original plan was for Jim and I to go to Tulsa for getting some work done on part of his boat as well as hunt for seals for the lift cylinder.

We ended up going separately. Sam got to see the doctor for a short visit and then I dropped him off at home to continue on with my search.

The first place was all locked up and no one around. The second place had no parts that I needed. I did recommend three other places however.

One place was close so I looked there first but they had none of the parts I needed. The next place was located NE of the 244 & 75 junction, Crown Products had all the parts needed for the lift. It is now 2:30 and I am tired so tomorrow I will start re-assembly.

3/25/2021 – I found that one of the O'rings purchased yesterday was too small so I looked at O'Reilly's and thought I found one that would work. I was wrong. Next, I went to Ace Hardware and found one that would work and installed it when back at the shop.

Jim had arrived by then so we proceeded to reassemble the various parts and put them back in the cylinder. We got the cylinder back into the upright without too much trouble but then ignorance took over. We needed to learn more before getting the fluid changed. We decided to sleep on it.

I did some research and decided to replace all the fluid. It seems you are supposed to do that periodically. Atwoods had the ISO 32 oil so I have it

on hand to continue work tomorrow.

3/26/2021 – YouTube helped a lot. Today I removed the fluid reservoir, emptied it, cleaned it and a filter. Three and $\frac{1}{2}$ gallons of the fluid purchased yesterday was placed back in the reservoir.

I called Jim to see if he could come over long enough to put the screws and nuts back in that hold the reservoir to the bottom of the pump and he said he would do that.

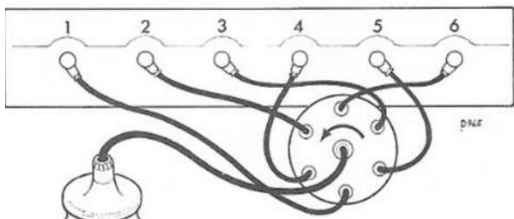
When he got here, I lifted the filled reservoir while Jim put the fasteners in and the job was done. We tested it several times and were delighted with the results, went all the way to the top and did not leak.



JOHN'S QUICK TIPS

Plug Lead Positions (Fig. 55)

Ensure that the plug leads are attached to the sparking plugs as shown. Firing order is 1, 5, 3, 6, 2, 4, taken in anti-clockwise order, as viewed from the top of the rotor arm.



TR6 Soft Top Folding

To prevent window damage when top is down fold TR6 top as shown.



2. Fold top forward without folding back



3. Fold side windows on top without folding side windows, tuck top down behind seats, add cover.

https://www.youtube.com/watch?v=IS2FhnWK6_o&feature=youtu.be

Products Appropriate for Your Car

Not the only option but good ones.

Standard TR6 Tire Size: 215 X 65 X 15

This web site is terrific for selecting a tire size that will work with your speedometer.

<https://www.tacomaworld.com/tirecalc?tires=215-65r15-205-70r15>

Classic Car Motor Oil
PennGrade 1, 20W-50



<http://www.classiccarmotoroil.com/>

Spin on oil filter sizes: TR6 Wix 51516. TR8 WIX 51515

*Coolant: Option 1; Evans Waterless High-Performance Coolant is specially formulated for gasoline engines in classic cars and high-performance vehicles.

<http://www.evanscooling.com/>

Coolant: Option 2; Peak anti-freeze, no water.

Transmission: 40 Wt. Non-detergent Motor Oil or
Gear Oil: GL4 grade which is lower in sulphur.
GL5 not recommended

Differential: Red Line Heavy Shockproof Gear Oil



Brake Fluid: Valvoline Synthetic DOT4/5

Spline Lubricant – CV Joint Grease

Star Tron Fuel Additive: For use with ethanol fuel if you have to use it.

Lubrication for front trunnions on TR6



JOHN'S QUICK TIPS

Starting Page
2



How does one know the alternator belt is tight enough? If you can turn the fan/pulley with your hand, it is not tight enough. If you can twist the belt 90° or more, your belt is not tight enough.

What's on the Web Site

Seat Belt Refurbish
Service After Storage
Rear Wheel Bearing End Float
Speaker Box Install
TR6 Wind wings
Rear Sway Bar Installation
Triumph Rain Cover
Flywheel Ring gear rework
Rebuilding Triumph TR Trans/Overdrive
Rebuilding Stromberg Carburetors
TR6 Wiring Diagrams

LESSONS LEARNED

- When using an electronic ignition system by the ballast resistor is highly recommended. The resistor is for protection of ignition points (which is no longer part of the system) and lowers voltage to the plugs.
- Coolant hoses get loose over time. Be sure to tighten them periodically.
- The rear hubs on IRS cars are known to shear causing the wheel to separate from car while moving. Check by moving the raised wheel in the caster/camber attitude to check for play. There should be none.
- Thrust bearing end float should be .011" max. Push the crank shaft (fan) rearward as far as it will go. The crank should move forward when the clutch is depressed. It should move between .004" (0.1016 mm) and .011" (0.2794 mm).
- Find paint codes at PaintRef.com
- Early TR6 Seat Backs Won't Stay On
Cause: Straps in seat back are stretched.
Repair: Remove cover and shorten the straps to tight. Not too hard.

Spark plugs for TR6 – NGK BP6ES
Spark plugs for TR8 – NGK 7082



GCT Merchandise

SEE NEXT TO LAST PAGE

Classified Section



Sam Clark is selling his truck and trailer. He no longer uses them and says they are in great shape. The truck is an early 99 model with all the bells and whistles and a diesel engine. The truck and trailer can be purchased for \$15,000. Call him at (918) 625-6798 Location: Broken Arrow, OK.

DENNY'S PARTS FOR SALE

Triumph TR3A Parts for Sale

**One TR3 wire wheel 15"
Battery Box
TR3 Transmission
New in box tire storage lid, red
New Muffler, still wrapped in plastic
Stainless Brake Tubes and fittings
Chrome Guard and Brackets for exhaust**

Mark 1 & 2 Spitfire Parts 1964 & 1966

**Front and rear suspension both left and right side
3 heaters; 1 works good, other 2 motor bad, one motor good
Frame for Mark 1
2 Tappet Covers
Spitfire Hubcaps, 2 sets small, 3 large.
2 Doors off 1966 Spit, complete with windows
2 Rear Ends
Electric Fan
Gas Tank, complete with fill cup, Chrome
4 Wheels with good tire, 1 extra wheel
Drive Shaft
2 Steering Wheels, 1 original, 1- 13"
1966 Steering Column
1966 Radiator with Horns and Water Bottle
Sway Bar
1200cc Engine Complete except exhaust & carburetor
1200cc Engine Block, Head and Oil Pan**

deugenerobinson@icloud.com

**Assorted TR3
& TR4 parts
Contact:
Larry*
cartravel@po
box.com**

**The club still has
about seven (7)
stainless steel
grill badges left if
anyone wants
one. Remaining
stock goes for
\$10.00 each.**



GCT Merchandise

Visit the **Cafe Press** store to
shop for Green Country
Triumphs apparel and
merchandise

<https://www.cafepress.com/greencountrytriumphs>

Land's End Merchandise & Club Logo

Inbox

Art Graves

to me, Rob, Dennis

*TWO CHOICES
- VISIT BOTH*

Hi John, Rob & Denny,

Please review my message below and set up your own accounts with Land's End. If all looks good, John, please distribute to the club.

Thanks,
Art

Green Country Triumph Club Members,
As a result of some discussion at the June business meeting, I have taken steps to make available shirts and hats with our club logo using Land's End as the retailer. Actually, you can get almost anything embroidered with our club logo from Land's End. (Even pajamas, as I half-jokingly stated at the meeting.)

Each member can order as many items as desired; we do not have to make a bulk order.

To do this, log in to Land's End using this link: <https://business.landsend.com/>. In the top right corner click on the "MY ACCOUNT" icon to create or sign in to your account. You must have an account to order merchandise. Once you have an account, click on your "name" icon, located in the same place as the "MY ACCOUNT" icon, and select 'My Logos'. Then click on "ASSOCIATE A LOGO TO MY ACCOUNT". Enter Logo Reference Number "1617508" and Customer Number "4853648" and click "ADD TO LIBRARY".

Now that you have an account and the club's logo associated to it, 'Commence to shopping', as Jed Clampett would say. The charge to add the logo to any garment is \$6.95, so a \$50.00 pajama bottom with our logo will cost you \$56.95.

The logo size is 3.5" X 3.22". The colors of the stitching may be changed at any time for any color fabric. For example, if the fabric were black, the Oklahoma outline could be made white. This example shows the logo on a light blue garment.

I believe Land's End products are of high quality and are priced accordingly. However they are forever having sales, promotions offering to add a logo at no charge and free shipping.

Cheers,



Our Third Decade of Fun, Sun, Leaks, Fumes, Sparks, Whines & Friends

**FREE
FOB
GHGN**



TR8 WHEELS / *Free*, no tires. Fifth wheel now being used as spare also included.

Greasy Hands Garage North Has Used **FREE TR6 Parts If You Need Something**
Structural parts for suspension and steering
Transmissions and a Differential
Windscreen Frames, Some with Glass
Lots of other stuff so if you need something for your TR6 contact:
John Phillips at
topaztr6@gmail.com or
phone (918) 283-7017

GREEN-COUNTRY-TRIUMPH-CLUB-MEMBERSHIP-APPLICATION-&-RENEWAL¶

Please complete information for each member in the household. · Membership \$20 · Dues = maximum TWO voting members in family. · Common information needs to be listed only one time for family members. · Form not required for renewals but changes to information may be communicated using the form.¶

Membership benefits typically include tech support, access to required tools and repair facilities, extra hands to accomplish labor and a full activities calendar to enjoy club fellowship.¶

PEOPLE-STUFFα	MEMBER-INFOα	CAR-MODELα	YEARα	COMMISSION#α
MEMBER-NAMEα	α	α	α	α
CO-MEMBER-NAMEα	α	α	α	α
MAILING-ADDRESSα	α	α	α	α
PHONE-NUMBERα	α	α	α	α
E-MAIL-ADDRESSα	α	α	α	α
V.T.R-MEMBER?αYES□ → → NO□α	α	α	α
6-PACK-Member?αYES□ → → NO□α	α	α	α
TRA-MEMBER?αYES□ → → NO□α	α	α	α
ANOTHER-CLUB?α	α	α	α	α

SEND YOUR DUES TO THE CLUB TREASURER: · \$20 →

Make Checks Payable to **GREEN-COUNTRY-TRIUMPHS¶**
 Check # → → → Check Date¶

GCT-C/O-JAN-PHILLIPS ¶
 5865-E-480-RD¶
 CLAREMORE, OK-74019¶
 (918)-283-7017¶
[maudjpp@gmail.com¶](mailto:maudjpp@gmail.com)

Dues are payable by July-1st each year. · If you join(ed) between Jan. 1st and Jul. 1st, next dues are payable July-1st in the year following the year in which you join(ed). · **Newsletters are discontinued Oct. 1st following the date dues were due.¶**