



Triumphant Times

Green Country Triumphs

Monthly Newsletter for February 2020

Recipient VTR Newsletter Award 2016 - 2018

<http://greencountrytriumphs.org>

Club Dues Are Due July 1st or before of each year to the club Treasurer.

[Submit dues to be reinstated.](#)
SEE APPLICATION ON LAST PAGE FOR ADDRESS

2020
DUES
METER
22%
PAID
40
39
38
37
36
35
34
33
32
31
30
29
28
27
26
25
24
23
22
21
20
19
18
17
16
15
14
13
12
11
10
9
8
7
6
5
4
3
2
1

Next Club Meeting
Tues. February 18th
Dinner at 6:00PM
Meeting at 7:00 PM
Location: Rincon
Mexican Grill
6219 E 61st
Tulsa, Oklahoma
74136

Officers and Committees

Denny Robinson – President
 Bob Avakian– Vice President
 Al Garbart - Member at Large
 Jan Phillips – Treasurer
 Adele Blom – Secretary
 Kay Robinson - Activities
 Art Graves – Car Shows
 Jon Wood – Web Master
 John Phillips – Newsletter,
 Parts, Repairs, Appraisals,
 Membership
topaztr6@gmail.com

Have you paid your dues?

From President

Denny Robinson

Hello Club Members,

While all of you were at last month's club meeting, I was on the beach in Jamaica.

Got back late on the 30th of January.

The regionals are about three months away. I have talked to Art and he has most of the Funkana figured out. I have some of what he needs and hope he will have more info at club meeting on what the club needs to furnish for Tulsa's part of the car wash and Funkana. I have plenty of hoses and buckets. We may have to buy some soap and other supplies to finish out the car wash stations. Art is getting me Andrew's phone number; some of us may want to attend a planning meeting in OKC.


As for the Spitfire, I have a new leaf spring installed, along with two new air shocks. Car looks good now! Next project is reupholstering both seats.

Don't forget about our February activity, lunch date at Red Robin, 9810 Riverside Parkway, Tulsa on Saturday the 15th at 1pm. Plus, hope to see a large group at the next meeting, February 18, 2020.



From Vice President Bob Avakian

Here is the address of the guy who posted the Triumph story. There is a lot more to this than the one post.



Our Third Decade of Fun, Sun, Leaks, Fumes, Sparks, Whines & Friends

<https://www.hemmings.com/blog/author/richard/>

My Triumph Obsession, Part VI:
Clouded visions of glory

Richard Lentinello on Sep 24th, 2019 at
9:20 am

1968 Triumph Spitfire restoration
project.

Share

Looking past the multi-color exterior and partially disassembled body lies a car that is fairly solid and very straight. Always look beyond the obvious in order to see a car's true potential. Photography by the author.



Just when I thought it was safe to read my local cars-for-sale classified marketplace without feeling the need to buy one – Bam! – I buy one. With five Triumphs already stashed in my garage, the last thing I needed was a sixth Triumph. But fending off hallucinations of restoring another disheveled-looking Spitfire to Pebble Beach standards quickly got the best of me. So, I made the 45-minute drive to a suburb north of Worcester, Massachusetts to take a look that was going to be nothing more than a casual observation. Wrong! As soon as I saw the round tail Spitfire sitting in the seller's backyard, half covered in snow, my heart started racing, my legs got weak, and my brain zeroed in on visions of grandeur. To help ensure Giovanni Michelotti's legacy endures for decades to come, I had to save

this car for future generations. Being of Italian heritage, it's the least I can do for the guy.

So, I bought it. For \$600, how could I not?

1968 Triumph Spitfire project car rusted floor

The 1969-'80 metal dash assembly is incorrect for this '68 MKIII model, and sourcing a correct center-gauge-dash replacement will be difficult. Note twin SU carb assembly on the floor, and the steering wheel – both are correct for this model.

I've had this Spitfire, originally dark blue, nearly one year and I still haven't done



anything with it. I haven't even cleaned out the old leaves that fill the cabin, nor have I taken inventory of the parts that fill the trunk. I've been way too busy this past year working on my TR3A, traveling to car shows, and writing my next book, *Corvair Style*, which should be published by Christmas. But that doesn't mean that I haven't thought about that little Coventry-built gem of a sports car.

1968 Triumph Spitfire MKIII restoration project before

The front bumper lies in the trunk, and as Spitfire MKIII owners well know, these bumpers are very hard to find as it's one of the few parts not reproduced.

During the winter of 2012, I bought a 1969 Spitfire parts car up in the Adirondacks and removed as many usable parts from it as I could, including the bonnet, SU carb and

Our Third Decade of Fun, Sun, Leaks, Fumes, Sparks, Whines & Friends

intake assembly, engine, gearbox and lots of other noteworthy trim pieces that I was able to unbolt without resorting to the use of my trusty Vise-Grip. I'm now almost at the point where the storage room in my barn looks like the backroom of an old Triumph dealership's parts department, minus the Microfiche reader. Thus, any parts needed to get this Spitfire restored are, more than likely, on one of those shelves.



Unlike years ago, when there was an endless supply of discarded old Triumphs, Fiats, MGs, Sunbeams and even Austin-Healeys and Jaguars for just a few hundred dollars, like everything else is life, those days are long gone. When cars like this come up for sale and have a reasonable price tag attached

to them, how could one possibly say no? I surely can't.

Had this Spitfire been a rust bucket, I never would have bought it, but the body is straight and fairly solid, with half-decent floor and trunk pans. And it came with the desirable 1,298cc MKIII engine intact, too. Although it's been mostly disassembled and doesn't have a title, its biggest issue is that a past owner, whom I was told was a shop teacher on Long Island, removed the original center-panel dashboard structure and welded on a later model dash frame, the one with the gauges in front of the driver.

Trying to find the correct center-gauge dash frame is going to be tough, as this part has not been reproduced. Several modifications are planned for this car, but at the very least I want to make it appear correct for its year and model. I just hope I'm able to restore this Spitfire before the day comes when I have to yell for help to get me off the floor.

Triumph Spitfire project parts in trunk

All the trim that was removed was stashed in various boxes, but with popular cars like Spitfires, whichever part is missing or needs to be replaced can easily be found. Most body and trim parts have been reproduced and are available from a variety of suppliers.

Secretary's Minutes of the Last Meeting by Tom Chronister for Adele Blom

Meeting was called
order by John Phillips at
7:00PM



to

Minutes of the December Meeting - A motion was made by John Phillips to approve the December meeting minutes. Seconded by Al Garbart and the members in attendance voted to accept the minutes.

Our Third Decade of Fun, Sun, Leaks, Fumes, Sparks, Whines & Friends

Treasure's Report – There were no activities during the past month.

Membership Report – John Phillips reported one new prospective member was in attendance - Tom Harris is the new owner of a TR6 purchased from member Frank Wood.

Car Show Committee – Art Graves reported that the VTR regional show will be in Edmond Oklahoma this April 30 to May 2, 2020 and will be sponsored by the OKC Triumph Club. Our club will participate by overseeing the Funkana event and car wash.

The National VTR event will be in August in Galina, Ill.

Activities – There is a planned dinner trip to Red Robin for diner on Feb. 15th, more information will follow.

Old Business – None reported

New Business- None reported

Adjournment – Beth Bolinger made a motion to adjourn, was seconded and those in attendance approved the adjournment.



Minutes of the Annual Planning Meeting by Adele Blom

The annual event planning meeting of Green Country Triumphs was held on January 17 at the home of Dennis and Kay Robinson. The most delicious fish fry ever was given to those who attended. Kay and Dennis did a great deal of event planning as well as hosting. They deserve praise and of course love. Given below are some ideas developed at the meeting, many of them should be regarded as tentative as the event planner or the dates were not firm.

On February 15th we could dine at Red Robin as a group date with our sweet-hearts. They have hamburgers, malts, salads and alcoholic beverages. It was thought that an afternoon might be less crowded and thus easier to arrange. If a member wished to line up this event, they were welcome to do so however a sponsor was not identified at the time of the meeting.

Jan Phillips agreed to once again hold a St. Patrick's Night at The Phillip's house. This would be her choice of March 14th or 21st. As usual her great corned beef would be the central food. Please bring something to feed people too, such as cookies or salads and so forth. You are please to RSVP and BYOL. 6pm is usually the gathering time.

In April a breakfast or lunch at the IHOP near the Walmart on the Okmulgee "beeline" and 121st street that Kay knows may be scheduled; but not to conflict with the OKC Regionals on April 30 to May 2 in Edmond. For the regionals weekend our club has agreed to oversee the car wash and funkhana. Please plan to attend even if your car is not running; and let Art Graves know when you are available to help with these events.

On May 3rd Dallas has an all British & European Car Day at White Rock Lake Park. Also, in May, Dennis suggested implementing our long standing idea of a trip to Krebs for lunch at an Italian restaurant. Probably Roseanne's as Pete's Place has become rather costly. After lunch we can stop at a good Italian market (Lovera's) to buy food and groceries to bring home.

June 15 Art Graves is reportedly willing to arrange road trip/rally for us. June 27 there will be a European Car Show in Sand Springs. Glenn

Larson's Jaguar and Triumph have done well in the past.

July needs a volunteer for a picnic or breakfast. Sharon Parker once gave us root-beer and vanilla ice cream after a drive to a park on a wonderful evening event. Put your thinking cap on and maybe we can re-create a similar event. As you can observe past events are still remembered gratefully many years later!

August once again we need someone to step up. Maybe an evening or early morning drive would help us avoid the heat. August 31 to September 9 the VTR Nationals will be in Galena, Illinois.

In September Kansas City has their All British car day on the 6th; while the 10th through the 12th are the dates for Fayetteville's British Iron's show. Al Garbart was also planning a road trip around Fort Gibson Lake (in the opposite direction from our previous trips) early in the month. Dorothy and Tom also may have us out to their lake house for a BBQ, health permitting.

October 1st to 3rd the 6 Pack Trials occur in Richmond Virginia. Donna Thompson is going to host a Costume Party probably October 31st. Some rules will apply for each of us planning to attend. RSVP, BYOL, wear a costume of some sort and bring something to complement the hostess' plan.

November 7 Jan Phillips will once again commemorate Guy Fawkes with a party. Same rules apply: RSVP, BYOL, and some for the meal.

December we would like a volunteer to host the annual Christmas Party on a date to be arranged by the hostess.



Our Third Decade of Fun, Sun, Leaks, Fumes, Sparks, Whines & Friends

2020 Scheduled Club Activities

WHEN	WHAT	WHO
Feb 15th	Don't forget about our February activity, lunch date at Red Robin, 9810 Riverside Parkway, Tulsa on Saturday the 15th at 1pm.St. Valentine's Day Date with your sweetheart Drive to Red Robin on Riverside	Kay
Mar 15	St. Patrick's Day Celebration	Jan
April	Brunch at IHOP	Kay
April/May	McAlester for Italian	Denny
Apr 30-May 2	VTR Regional Convention OKC	Art
June 15	Road Trip/Rallye	Art
July	Picnic or Breakfast	?
July	SHARON'S EVENING CRUISE	
September	Annual Lake Tour	Rob/Tom
September	road trip around Fort Gibson Lake	Al
September		
October	Halloween Party (Costumes)	Donna
November Friday 1 or 8	Guy Fawkes	Jan
December	Christmas Party	TBD



Regionals Update by Art Graves

As I am sure everyone is keenly aware, the 2020 South Central Vintage Triumph Regional Convention is rapidly approaching. And, as I'm also sure you are keenly aware, our club is responsible for the car wash and the Funkhana. We need volunteers. Let me explain.

Car Wash: soap, sponges, rags, hoses, hose nozzles, brushes will be needed. Some of these supplies will be handed down from other clubs' events. Our club will need to purchase (or perhaps donated) any additional items. We will also need to monitor the car wash area during the convention to ensure it is tidy and supplies are available.

Funkhana: this is a slow (mostly) speed parking lot event that involves driving a prescribed course with periodic stops to perform tasks. It is a timed event. The theme of the convention is 'Route 66' and so the theme of the Funkhana is 'taking that California trip', making repairs along the way. To that end, participants will need to change a tire, fill a radiator, change spark plugs, tighten loose

nuts and make engine repairs. Don't worry, these tasks are doable for even the least mechanically inclined. But we will need a person at each station to guide and explain the tasks to participants. It is a fun event.

Several club members have already volunteered to help, but several more will be needed to ensure a well-run event. This will be discussed at the monthly club meetings.

In my first paragraph above I used the word 'convention'. That's because this is much more than a car show. All the events are car related. Participants can drive their car on a gimmick rallye, TSD (Time Speed Distance) rallye, autocross, and breakfast and dinner runs. This is your chance to enjoy your Triumph in the company of other Triumph owners. I would hope volunteers for the car wash and Funkhana would stay in Edmond for the entire convention, but if you can only attend during the Funkhana, that is okay too.

I Hope to see you in Edmond!
Art

Our Third Decade of Fun, Sun, Leaks, Fumes, Sparks, Whines & Friends

Upcoming 2020 Car Shows

Web:

by Art Graves

New Orleans All British Car Day

Location: Delgado Community College, New Orleans, Louisiana

Date: March 21, 2020

Web:

<http://www.bmcno.org/CurrentShow/Carshow.php>

VTR South Central Regional Convention

Location: Edmond, Oklahoma

Date: April 30 – May 2, 2020

Web:

<https://www.triumphsokc.org/regional2020>

Dallas All British & European Car Day

Location: White Rock Lake Park, Dallas, Texas

Date: May 3, 2020

Web: <http://www.allbritishcarday.com/>

Greater Ozarks All British Car Day

Location: Carthage, Missouri

Date: June 6 – June 7, 2020

Web: <http://carthagecarshow.com/>

TRA National Meet

Location: Lexington, Kentucky

Date: June 15 - 19, 2020

Web: <http://triumphregister.com/>

Euro-Expo Car Show

Location: Sand Springs, Oklahoma

Date: June 27, 2020



<http://www.jaguarcluboftulsa.com/>

VTR National Convention

Location: Galena, Illinois

Date: August 31 – September 4, 2020

Web: <https://vtr2020.regfox.com/vintage-triumph-register-convention-2020>

Kansas City All British Car Day

Location: Kansas City, Missouri

Date: September 6, 2020

Web:

<http://www.heartlandallbritish.com/index.html>

British Iron All British Car Day

Location: Agri Park, Fayetteville, Arkansas

Date: September 10 – 12, 2020

Web: <http://www.britishironnwa.org/>

Triumphfest

Location: San Diego, California

Date: September 10 – September 12, 2020

Web: <https://triumphfest2020.com/>

Texas All British Car Day

Location: Round Rock, Texas

Date: September 25 – September 27, 2020

Web: <http://www.txabcd.org/>

Our Third Decade of Fun, Sun, Leaks, Fumes, Sparks, Whines & Friends

6-Pack Trials

Location: Richmond, Virginia

Date: October 1 – October 3, 2020

Web: <http://www.6-pack.org/vb5/>

Our Third Decade of Fun, Sun, Leaks, Fumes, Sparks, Whines & Friends



COVTR Invites you to Experience RT66 for the
2020 VTR regional Convention
www.triumphsokc.org/regional2020

ON LINE REGISTRATION AND RESERVATIONS AVAILABLE AT THIS WEB SITE

<https://www.triumphsokc.org/regional2020>



SOUTH CENTRAL VTR REGIONAL 2020

The Mother Road

April 30 - May 2

Edmond, OK

HOME

HOTEL

REGISTER

SCHEDULE

EVENTS

SWAP MEET



I would like to extend my personal invitation to all triumph enthusiasts to join COVTR in its celebration of the great Rt 66 and its legacy in Oklahoma. Our hotel will be the Hilton Garden Inn of Edmond just north of the current Route 66 by about 3 miles. We have planned to incorporate as many events as we can so that everyone can explore what Oklahoma has to offer. We will have the usual gimmick rally, autocross, funkana, and concourse but we are also planning on doing a walking tour of the local area and a simple TSD rally that requires no experience or calculators to compete in. There will be a craft, photo, and model contest as usual with awards for all events.

All participants will have multiple opportunities to enjoy the local fare with two evenings of dinner runs and at least one breakfast run. We are hoping for a fun filled three days in the Oklahoma sun enjoying some top down driving through the countryside.

Andrew Holliday
2020 South Central VTR Regional Chairman
covtrpres@gmail.com

Our Third Decade of Fun, Sun, Leaks, Fumes, Sparks, Whines & Friends



REGIONAL 2020 The Mother Road April 30 - May 2



Please fill out and return this registration form and signed waiver with payment to:

Mike Piggott
4600 Gracelann
Shawnee, OK 74804

Please make check payable to: **COVTR**

Please check the events you plan to participate in.

Participants: (Names as they will appear on badge)

Driver A _____

Driver B _____

Additional Non-drivers/Guests for name badges

Address: _____

City _____ State _____ Zip _____

Phone _____ Email _____

Club Affiliation _____

Vehicle(s):

#1 Make _____ Model _____ Year _____ Color _____

#2 Make _____ Model _____ Year _____ Color _____

REGISTRATION AFTER APRIL 1 IS \$100

1 car/1-2 drivers \$90.00

Additional Cars \$15x _____ \$ _____

Awards Banquet \$45x _____ \$ _____

Chicken _____ Steak _____ Vegetarian _____

T-Shirts (#ea)

(Men's) S _____ M _____ L _____ XL _____ \$15 X _____ \$ _____

XXL _____ \$18X _____ \$ _____

(Women's) S _____ M _____ L _____ XL _____ \$15 X _____ \$ _____

XXL _____ \$18 X _____ \$ _____

TOTAL \$ _____

☐ Welcome Party

☐ TSD Rally

☐ Funkhana+

☐ Gimmick Rally+

☐ Dinner Run+

☐ Craft/Model/Photo Contest

☐ Willing to be Concours Judge

☐ Need trailer parking

☐ Early Morning Drives

Autocross: +

☐ Stock _____ Modified _____ Prepared _____

☐ Participants Choice Show

Concours:

Stock _____ Modified _____

Senior _____ *requires pre-registration

Preservation _____ *requires pre-registration

+ Participation in at least one(1) driving event is required to enter Concours and Participants Choice Shows.

Questions- COVTRPRES@gmail.com

Proof of car insurance is required to participate in moving events. Under VTR rules, all Triumphs entering Concours and participants choice car shows are required to participate in at least one moving event. Tech and safety inspections are required in order to participate in the Autocross. Any vehicle can be disqualified at the technical inspector's discretion for safety reasons. I am aware of the hazards inherent with motor vehicle events and specifically release and do indemnify the organizers, supporting sponsors, the Central Oklahoma Vintage Triumph Register and the Vintage Triumph Register collectively and separately from any and all liability from personal injury and property damage by me or my guests while participating in the convention. I understand that the Central Oklahoma Vintage Triumph Register reserves the right to revoke my registration and retain my registration fee should I or my guests engage in reckless, dangerous and/or unsafe behavior, I have read and understand and agree to this release.

Driver 1 _____ Driver 2 _____

Our Third Decade of Fun, Sun, Leaks, Fumes, Sparks, Whines & Friends



JOIN US !

*As we tour the
backroads
of Galena, Illinois*




VTR NATIONAL CONVENTION 2020

HOSTED BY ILLINOIS SPORTS OWNERS ASSOCIATION

AUGUST 31 - SEPTEMBER 4 2020

Visit VTR2020.ORG for details and registration

Our Third Decade of Fun, Sun, Leaks, Fumes, Sparks, Whines & Friends



Our Third Decade of Fun, Sun, Leaks, Fumes, Sparks, Whines & Friends



Greasy Hands Garage North Update by John Phillips

11/13/2019 – When I was young and more ignorant than now my best friend went to a trade school to learn to be a pipe fitter. I had no clue what a pipe fitter actually did. When I had an issue with plumbing, I would call him for assistance. He knew nothing about plumbing and basically said to call a plumber.

Now I am getting paid back. My son thinks I am a mechanic, which I am not. I call myself a hobbyist. My hobby is and has been playing with other people's Triumph.

My son hit a deer a couple of years ago with his Nissan Versa. He took it to a dealer for a crash bag recall and they checked the old car over. They recommended the lower control arms, which come with new bushings installed, be replaced.

Last week my son purchased a new Hyundai and kept the Nissan to pass on to his son. Yes, it was supposed to be the Oldsmobile I worked on previously but that was sold last week. At this point I have a Versa in the shop to replace the lower control

arms. "It looks pretty simple", he said with his ignorant, naïve assumptions possibly clouding the view.

Today I plan to raise the car and look for any other parts that need to be ordered while work is being done anyway.

So, the reason the guy that bought the Olds knew about the car is that he is stepson Kirk's brother-in-law. Kirk took some pictures and showed them to the buyer who had a car just like it previously and loved it so he bought the car from my son. Stay with me here.

The reason Kirk was here was to buy my truck. That deal is done except I still need to get the old tag since it now has to go on the new truck.

Considerations for a new truck included the following:

- Cost, about the same as the Frontier
- Size, about the same as the Frontier
- Comfort, about the same as the Frontier or better.
- Convenience, better than a Frontier
- Reliability about the same as the Frontier
- Economy about the same as the Frontier

Our Third Decade of Fun, Sun, Leaks, Fumes, Sparks, Whines & Friends

- Color, about the same as the Frontier

So, I started looking at what was available. Size eliminated a lot of trucks because it has to fit in my garage. The new Jeep truck is interesting but not worth \$50K.

The Frontier was a great truck so why not another? Convenience! A foot of bed space (5 foot down to 4) was used for storage of towing gear, tie down equipment, etc. A bed cover was needed to keep less honorable folks out of my stuff. When hauling other stuff, it was hard to load longer items or an occasional load of firewood because of the stuff stored behind the cab.

I found the answer in the Honda Ridgeline. There is a storage well in the bed of the truck for all my gear. The wheel wells are flattened so that the bed will accommodate 4 foot wide material should I need it. The bed is clear of everything unless hauling something.



Since the bed is clear of stored articles, no top is needed on the bed so I don't have to mess with opening and closing that. To access the storage area the tailgate swings out like a door, so reaching over it to get to the storage is eliminated. Convenient.

The price was right but I ended up in Bartlesville at a great place to buy a Honda. They did not have what I wanted so they are getting one from another dealer out of state. Other local dealers could not obtain a truck in the color desired and the options preferred.

At this writing everything has come together except the disbursement from my

IRA. Ameriprise estimated the funds would be in my account on Friday. Not! Hope they are here and available when the truck comes in.

I hope this is not too boring for you but no Triumph stories to tell now. This is the Saturday (11th) that it is supposed to snow and Dale does not like cold weather. Maybe we can get back to our hobby soon.

1/15/2019 – The IRA distribution hit my checking account on Monday morning. About an hour later I got a call saying the truck had arrived from Joplin. Since Jan did not feel up to a trip to Bartlesville and Jim Lindsey was quite sick with a cold, Frank Wood gave me a 40 mile ride to the Honda dealership, which I appreciate very much.

When there we inspected the truck for any visible irregularities and found none. I wrote a check, signed a couple of pieces of paper and was tutored enough on the truck to get safely down the road to home.

Needless to say, I enjoyed the ride home. This truck is by a small margin more desirable to drive than the Frontier. The ride is very good and very quiet. Unlike the frontier, the steering wheel placement adjusts in and out as well as up and down. Ergonomics get a plus.

Back at the shop the tailgate was



swung open (like a cabin door), and the trunk, yes that is what they call it, was opened (like the hatch on

an SUV). All of the stuff that had been stored in the bed of the Frontier was stowed in the

Our Third Decade of Fun, Sun, Leaks, Fumes, Sparks, Whines & Friends

trunk which locks automatically when the doors are locked. Now I have my gear and an empty truck bed ready to haul if needed.

If I wish to tow (5000 pound capacity), all the gear is in the trunk and easily accessed for attachment to the truck/trailer. The hookup is simplified by an adjustable rear camera that looks down at the trailer ball to help with the alignment. Very cool.

The negative part is I still have so much to learn about my new toy but the built in garage door opener is functional and the phone is paired. That is a good start.

Jan rode in it yesterday and demanded running boards so I visited eBay and got them coming our way. Original Honda Equipment. She also expressed her dislike of the grab bar location over the door. She prefers them on the A pillar by the windshield. Not doing that.

1/18/2020 – Jan's running boards arrived this morning and even though I was tired and sore from working on my son's car I got tired of walking around the long shipping container and decided to go ahead and install them.

Since they were original Honda parts they fit with no problems. Some of the alternatives required drilling and installation of special fasteners, etc., so spending a little more for the real thing made the job so easy even I could do it.

As you might think the brackets are installed loosely first then the boards next. With all the bolts in place they can now be tightened to finish the job. And that is it. Next the trailer brake and harness will be installed when received.



1/26/220 – The only thing left to add to the truck to make it fully functional as a tow vehicle is a trailer brake controller. A compact model and an appropriate wiring harness were found on Amazon and ordered.

When the product arrived, I was in my chair and this looked interesting so installation was begun.

I watched several YouTube videos on the subject and decided there were good and bad about each.

The slickest would have been right above the small tray intended to hold a cell phone in the center stack. The controller however was subject to being compromised by a phone being within a foot distance.

Also there had to be a 7/8 inch hole drilled in the back of that space to get the wiring harness into the space behind the gauges. The length of the harness was also marginal as to whether or not it would reach from that location to the connector on the vehicle wiring harness.



I selected a different location that still required two small holes for the mounting bracket but no other holes were needed for the harness. It is easy to reach, does not interfere with getting in or out of the truck and meets phone distance requirements. Visually it is not easily seen from passengers so it does not detract from the original look of the interior.

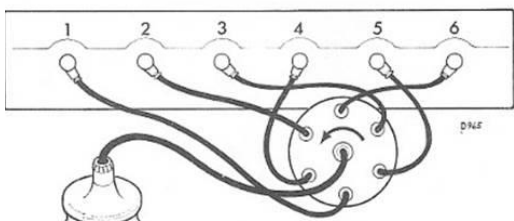
This concludes current plans for configuring the new truck to my specific needs so, unless I think of something else, Job done.

Our Third Decade of Fun, Sun, Leaks, Fumes, Sparks, Whines & Friends

JOHN'S QUICK TIPS

Plug Lead Positions (Fig. 55)

Ensure that the plug leads are attached to the sparking plugs as shown. Firing order is 1, 5, 3, 6, 2, 4, taken in anti-clockwise order, as viewed from the top of the rotor arm.



TR6 Soft Top Folding

To prevent window damage when top is down fold TR6 top as shown.



1 Release top from windscreen, rear bow snaps and snaps at the rear sides then spread out over back of car.



2. Fold top forward without folding back



3. Fold side windows on top without folding side windows, tuck top down behind seats, add cover.

https://www.youtube.com/watch?v=IS2FhnWK6_o&feature=youtu.be

Products Appropriate for Your Car

Not the only option but good ones.

Standard TR6 Tire Size: 215 X 65 X 15

This web site is terrific for selecting a tire size that will work with your speedometer.

<https://www.tacomaworld.com/tirecalc?tires=215-65r15-205-70r15>

Classic Car Motor Oil

<http://www.classiccarmotoroil.com/>

Spin on oil filter sizes: TR6 Wix 51516. TR8 WIX 51515

*Coolant: Option 1; Evans Waterless High-Performance Coolant is specially formulated for gasoline engines in classic cars and high-performance vehicles.

<http://www.evanscooling.com/>

Coolant: Option 2; Peak anti-freeze, no water.

Transmission: 40 Wt. Non-detergent Motor Oil or Gear Oil: GL4 grade which is lower in sulphur. GL5 not recommended

Differential: Red Line Heavy Shockproof Gear Oil



Brake Fluid: Valvoline Synthetic DOT4/5

Spline Lubricant – CV Joint Grease

Star Tron Fuel Additive: For use with ethanol fuel if you have to use it.

Lubrication for front trunnions on TR6



Our Third Decade of Fun, Sun, Leaks, Fumes, Sparks, Whines & Friends

JOHN'S QUICK TIPS

Starting Page 2



How does one know the alternator belt is tight enough? If you can turn the fan/pulley with your hand, it is not tight enough. If you can twist the belt 90° or more, your belt is not tight enough.

What's on the Web Site

Seat Belt Refurbish
Service After Storage
Rear Wheel Bearing End Float
Speaker Box Install
TR6 Wind wings
Rear Sway Bar Installation
Triumph Rain Cover
Flywheel Ring gear rework
Rebuilding Triumph TR Trans/Overdrive
Rebuilding Stromberg Carburetors
TR6 Wiring Diagrams

AIR PRESSURE VIDEO

https://www.youtube.com/watch?v=wqLcxyTpVfA&utm_medium=email&utm_campaign=DTC_AirPressure_Reminder&utm_source=Reminder&utm_content=Air+Pressure+Video

LESSONS LEARNED

- When using an electronic ignition system by the **ballast resistor** is highly recommended. The resistor is for protection of ignition points (which is no longer part of the system) and lowers voltage to the plugs.
- Coolant hoses get loose over time. Be sure to tighten them periodically.
- The rear hubs on IRS cars are known to shear causing the wheel to separate from car while moving. Check by moving the raised wheel in the caster/camber attitude to check for play. There should be none.
- Thrust bearing end float should be .011" max. Push the crank shaft (fan) rearward as far as it will go. The crank should move forward when the clutch is depressed. It should move between .004" (0.1016 mm) and .011" (0.2794 mm).
- Find paint codes at PaintRef.com

Spark plugs for TR6 – NGK BP6ES

Spark plugs for TR8 – Champion RN12YC

GCT Merchandise

SEE NEXT TO LAST PAGE

idea of selling the truck as well.

Classified Section

Sam is selling his trailer. He no longer needs it and says it is in great shape. It has served him well but is no longer used. I suspect he would also entertain the



Our Third Decade of Fun, Sun, Leaks, Fumes, Sparks, Whines & Friends



Tony Mullenger

"Superior Service - Uncompromising Integrity"

445 S. Brady

Claremore, OK 74017

tony.mullenger@aaaok.org



Office (918) 341-2100

Fax (918) 341-2154

Specializing in Home & Auto Insurance including Collector Cars, Boats and Motorcycles

There are two ways to join VTR (VINTAGE TRIUMPH REGISTER) Just signup online on our website: www.vtr.org. Click the "JOIN" link, it takes less than five minutes. Payment may be made using the credit card of your choice. Or, if you prefer, you may mail your check in the amount of \$35 payable to "Vintage Triumph Register" to: HOW TO JOIN Membership Secretary Vintage Triumph Register PO Box Q Lexington, NC 27293

The club still has about seven (7) stainless steel grill badges left if anyone wants one. Remaining stock goes for \$10.00 each.



Newly rebuilt carbs for 73 TR6, \$400 OBO.

Or \$250 exchange

topaztr6@gmail.com / (918) 283-7017

LiteZupp Industries, LLC

Cutting Edge Automotive Lighting



LED lights for your British Auto

We can see you now!

www.litezupp.com

Sales@litezupp.com

Jim or Mike



Assorted TR3 & TR4 parts
Contact: Larry*
cartravel@pobox.com

Our Third Decade of Fun, Sun, Leaks, Fumes, Sparks, Whines & Friends

GCT Merchandise

Visit the **Cafe Press** store to shop for Green Country Triumphs apparel and merchandise

<https://www.cafepress.com/greencountrytriumphs>

Land's End Merchandise & Club Logo

Inbox

Art Graves

to me, Rob, Dennis

*TWO CHOICES
- VISIT BOTH*

Hi John, Rob & Denny,

Please review my message below and set up your own accounts with Land's End. If all looks good, John, please distribute to the club.

Thanks,
Art

Green Country Triumph Club Members,
As a result of some discussion at the June business meeting, I have taken steps to make available shirts and hats with our club logo using Land's End as the retailer. Actually, you can get almost anything embroidered with our club logo from Land's End. (Even pajamas, as I half-jokingly stated at the meeting.)

Each member can order as many items as desired; we do not have to make a bulk order.

To do this, log in to Land's End using this link: <https://business.landsend.com/>. In the top right corner click on the "MY ACCOUNT" icon to create or sign in to your account. You must have an account to order merchandise. Once you have an account, click on your "name" icon, located in the same place as the "MY ACCOUNT" icon, and select 'My Logos'. Then click on "ASSOCIATE A LOGO TO MY ACCOUNT". Enter Logo Reference Number "1617508" and Customer Number "4853648" and click "ADD TO LIBRARY".

Now that you have an account and the club's logo associated to it, 'Commence to shopping', as Jed Clampett would say. The charge to add the logo to any garment is \$6.95, so a \$50.00 pajama bottom with our logo will cost you \$56.95.

The logo size is 3.5" X 3.22". The colors of the stitching may be changed at any time for any color fabric. For example, if the fabric were black, the Oklahoma outline could be made white. This example shows the logo on a light blue garment.

I believe Land's End products are of high quality and are priced accordingly. However they are forever having sales, promotions offering to add a logo at no charge and free shipping.

Cheers,



Our Third Decade of Fun, Sun, Leaks, Tunes, Sparks, Whines & Friends

**FREE
FOB
GHGN**



TR8 WHEELS / *Free*, no tires. Fifth wheel now being used as spare also included.

**Greasy Hands Garage North Has
Used **FREE** TR6 Parts If You
Need Something
Structural parts for suspension
and steering
Transmissions and a Differential
Windscreen Frames, Some with
Glass
Lots of other stuff so if you need
something for your TR6 contact:
John Phillips at
topaztr6@gmail.com or
phone (918) 283-7017**

GREEN-COUNTRY-TRIUMPH-CLUB-MEMBERSHIP-APPLICATION-&-RENEWAL¶

Please complete information for each member in the household. · Membership \$20 · Dues = maximum TWO voting members in family. · Common information needs to be listed only one time for family members. · Form not required for renewals but changes to information may be communicated using the form.¶

Membership benefits typically include tech support, access to required tools and repair facilities, extra hands to accomplish labor and a full activities calendar to enjoy club fellowship.¶

PEOPLE-STUFFα	MEMBER-INFOα	CAR-MODELα	YEARα	COMMISSION#α
MEMBER-NAMEα	α	α	α	α
CO-MEMBER-NAMEα	α	α	α	α
MAILING-ADDRESSα	α	α	α	α
PHONE-NUMBERα	α	α	α	α
E-MAIL-ADDRESSα	α	α	α	α
V.T.R-MEMBER?αYES□ → → NO□α	α	α	α
6-PACK-Member?αYES□ → → NO□α	α	α	α
TRA-MEMBER?αYES□ → → NO□α	α	α	α
ANOTHER-CLUB?α	α	α	α	α

SEND YOUR DUES TO THE CLUB TREASURER: · \$20 →

Make Checks Payable to **GREEN-COUNTRY-TRIUMPHS¶**
Check # → → → Check Date¶

GCT-C/O-JAN-PHILLIPS ¶
5865-E-480-RD¶
CLAREMORE, OK-74019¶
(918)-283-7017¶
maudjpp@gmail.com¶

Dues are payable by July-1st each year. · If you join(ed) between Jan. 1st and Jul. 1st, next dues are payable July-1st in the year following the year in which you join(ed). · **Newsletters are discontinued Oct. 1st following the date dues were due.¶**