



Triumphant Times

Green Country Triumphs

Monthly Newsletter for January 2022

Recipient VTR Newsletter Award 2016, 2018, 2021

<http://greencountrytriumphs.org>

Next Club Meeting
Tuesday January 18th
Dinner at 6:00PM
Meeting at 7:00 PM
Location: Andolini's
Jenks Riverwalk

From President Al Garbart
Wedgewood January

Well we made it through another year most of us would like to forget.

However as far as the club goes, it was not too bad. The meetings were well attended, car shows were attended, with multiple awards and we were able to drive our cars on several outings.

I want to thank all who contributed to another successful year.

I included a picture of the covered cars as a reminder now is the time to change antifreeze, add stabilizer to the fuel along with checking hoses and belts.

We still need to fill the office of Vice President and Activities Chair. Anyone that is interested please contact John or Myself.

On a personal note I will be having the long put off back surgery on February 3rd. I guess they are going to fuze several vertebra and clean up some stenosis. (Whatever that means) I will be out of shape for most



Figure 1 The Girls are sleeping. The covers come off when the temperature goes up.

of the winter. Hopefully all will heal quickly. There are some shows I would like to attend.

I know drive your car day is February 10th. It would be great to organize a short drive with a photo op. Any one who would like to volunteer?

Just as a reminder the next meeting will be January 18th at Andolini's in Jenks at the Riverwalk. I hope to see you all there.

Al

Vice President Position (Vacancy)

Secretary's Minutes of the Last Meeting by Trish Lindsey

We enjoyed a nice Christmas party in lieu of a meeting so no minutes. Next month for sure.



Our Third Decade of Fun, Sun, Leaks, Fumes, Sparks, Whines & Friends

7-22
PAID
MEMB
ERS

Officers and Committees

Al Garbart – President

OPEN – Vice President

Art Graves - Member at Large

Jan Phillips – Treasurer

Trish Lindsey – Secretary

OPEN - Activities

Art Graves – Car Shows

Jon Wood – Web Master

John Phillips – Newsletter, Parts,
Repairs, Appraisals, Membership

topaztr6@gmail.com

**Club Dues Are Due July 1st
or before of each year to the
club Treasurer. Send to:
Green Country Triumphs, C/O
Jan Phillips, 5865 E 480 RD.,
Claremore, OK 74019**

TRIUMPH

These final edition TR7, TR8 and Spitfire convertibles may be tomorrow's classics. But today—they're ready to perform with pure sports car excitement.

TR7 AND TR8
1982 TR7 and TR8 convertibles in gold or silver. Your choice of performance-proven 4 or 8 cylinder engines. At final edition prices, they won't be in the showroom for long—so act now!

SAVE \$1500*

TRIUMPH SPITFIRE
Settle into the cockpit of a new, 1981 Spitfire convertible. Take the controls. Sure power and precise manoeuvrability add up to real sports car performance. \$1,500 off adds up to real sports car savings!

All models are in limited supply and when they're gone they're gone forever. Come in for a test drive. You'll be sold on Triumph!

*Based on manufacturer's suggested retail price for a 1981 Triumph Spitfire.

Authorized Dealers: Gordon Import Autos, 3695 West 10th Avenue, Vancouver, 733-8109 • Lindal Imports, 20140 Fraser Highway, Langley, 530-5145 • Lipton Motors Limited, 333 North Road, Coquitlam, 936-4285 • MCL British Cars, 1130 West Georgia, Vancouver, 738-2171 • Thomas Plumley Ltd, 1010 Yates Street, Victoria, 382-9121 • Ross International, 5991 No. 3 Road, Richmond, 273-1181.

CONGRATULATIONS JON WOOD ON YOUR NEW DAUGHTER

Hey John,

Just a couple of things for the newsletter...

Wife and I just added a new baby girl to our family last month.

As for the website:

When I designed the original website for Green Country Triumphs, I used the Wordpress architecture and it worked great for a long time. But over the last year or two, glitches kept causing it to shut down and make it difficult for me to keep up with adding content. I originally thought Wordpress would be easier to use, but I ultimately decided to go with Joomla on the redesign since it seems to be much more robust. Much of the progress has been completed within the last couple of months. I personally think it looks amazing and can't wait to share it with everyone. The design itself is almost complete now and I am in the process of adding content such as events, newsletters, contact page, and a gallery. I may take it out of maintenance and work on it while it is up and running after the design is completely finished. Once I finish everything, I am going to make a backup and give it to other club members for redundancy. I'll make sure to send out an email to everyone when it is up and running.

Our Third Decade of Fun, Sun, Leaks, Fumes, Sparks, Whines & Friends

Scheduled Club Activities

WHEN	WHAT	WHO
2 nd Saturday of each month	Monthly Breakfast Outing Crescent Café in Prattville / Sand Springs	Denny/John

WHY SHOULD I JOIN VTR?

VTR WORKS TO MAXIMIZE THE ENJOYMENT ALL OF US HAVE WHEN DRIVING A TRIUMPH AND EMPHASIZES CAMARADERIE AND SOCIAL INTERACTION AMONG TRIUMPH OWNERS. AS THE ONLY NORTH AMERICAN ORGANIZATION WHICH RECOGNIZES EACH AND EVERY TRIUMPH MODEL, WE HOPE YOU'LL WANT TO JOIN US AS WE STRIVE TO ACHIEVE THESE GOALS.

WE ALSO HOPE YOU'LL ATTEND EITHER THE NATIONAL OR REGIONAL GATHERINGS OF VTR MEMBERS. THESE CONVENTIONS ARE ALWAYS FUN FOR ATTENDEES, AND JOINING A VTR CHAPTER WILL INTRODUCE YOU TO OTHERS IN YOUR AREA WHO SHARE YOUR PASSION FOR TRIUMPHS. CAR SHOWS, RALLIES, AUTOCROSSES, TOURS, VINTAGE RACING, AND SOCIAL GATHERINGS ARE A REGULAR PART OF THE VTR SCENE.

WON'T YOU JOIN US? ? [HTTPS://VINTAGETRIUMPHREGISTER.ORG/](https://vintagetriumphregister.org/)

YOUR DUES PROVIDE THE FOLLOWING:

- OUR AWARD WINNING, BI-MONTHLY, COLOR-COVER MAGAZINE, *THE VINTAGE TRIUMPH*
- FREE CLASSIFIED ADVERTISING IN THE MAGAZINE
- TECHNICAL ASSISTANCE FROM OUR [VEHICLE CONSULTANTS](#)
- VTR MEMBERSHIP CARD AND WINDSHIELD DECAL

Our Third Decade of Fun, Sun, Leaks, Fumes, Sparks, Whines & Friends

The 2021 Christmas

Party at Mark Forsberg's house was great.

We had a crowd of the usual suspects and we enjoyed the nice home and offered hospitality. He had catered some good BBQ and fixings and guests brought a bunch of goodies to enjoy with it.

Jan was missed at the party as she stayed home with some ongoing issues with her digestive system.

The conversation was interesting and since Mark had met none of the other club members, he was pleased that we have such a great group of people with whom to enjoy our hobby.

BIG THANKS MARK





Our Third Decade of Fun, Sun, Leaks, Fumes, Sparks, Whines & Friends



Spinach with sour cream recipe:

This is the spinach with sour cream recipe. Mrs. William Bailey Smith put it into River Road Recipes, 1956.

- 1 pkg frozen chopped spinach (rectangular box at Reasor's)
- 1 Tbs grated onion
- 2 eggs
- ¼ cup sour cream
- 1 cup parmesan cheese (grated)
- 1 Tbs flour
- 2 Tbs butter, melted
- 1/8 tsp salt
- 1/8 tsp pepper

Thawed spinach. Beat eggs. Mix rest. Bake greased casserole 350° 25-30 minutes until center is set. Do not overcook as it will separate. Serves 4 or only 2 real people.

Double recipe takes 45 min at 350°

Four X recipe takes 60 minutes at 350° + more min. if nec. (plus even 10 min.)

Six X recipe takes 90 min at 350°

Adele brought six X recipe to the party:

6 rectangular spinach (chopped) from Reasor's thawed 20 hours in refrigerator. Still a little frozen after all that.

- 12 eggs beaten
 - 3 cups sour cream (24 oz.)
 - 6 cups parmesan (3 containers of Kraft grated parmesan)
 - 12 Tbs butter melted
 - 1/3 cup flour
 - Tbs of dried minced onion
 - 1 tsp salt
 - 1 tsp pepper
- Mix in biggest pot or bowl. Rolf does this.

Put into biggest casserole

Bake 90 min at 350° until middle set (may take 2 min. longer)

Our Third Decade of Fun, Sun, Leaks, Fumes, Sparks, Whines & Friends

December 11, 2021 – 1st Monthly Breakfast

Activity.

There were about 10 members and one guest that attended the meeting this month. If you were not there, try it next month. Good folks, good food, good conversation.



Our Third Decade of Fun, Sun, Leaks, Fumes, Sparks, Whines & Friends

Upcoming 2022 Car Shows?

New Orleans All British Car Day

Location: TBA, New Orleans, Louisiana

Date: **March 26, 2022 TENTATIVE**

Web: <http://www.bmcno.org/Current-Car-Show>

VTR South Central Regional Convention

Location: Boerne, Texas

Date: April 21 – 24, 2022

Web <http://sotxtriumphassn.org/2022-vtr-south-central-region-convention/>

Dallas All British & European Car Day

Location: White Rock Lake Park, Dallas, Texas

Date: **May 1, 2022 TENTATIVE**

Web: <http://www.allbritishcarday.com/>

TRA National Meet

Location: Gettysburg, Pennsylvania

Date: June 20 – 24, 2022

Web: <https://www.triumphregister.com>

The Wedge Shop Gathering

Location: West Dover, Vermont

Date: June 9 – 12, 2022

<https://www.thewedgeshop.com/event-registration.html>

Euro-Expo Car Show

Location: Sand Springs, Oklahoma

Date: June 10 – 11, 2022

Web: <http://www.jaguarcluboftulsa.com/>

Kansas City All British Car Day

Location: Kansas City, Missouri

Date: June 11, 2022

Web: <http://www.heartlandallbritish.com/index.html>

VTR National Convention

Location: Galena, Illinois

Date: August 29 – September 1, 2022

Web: <https://www.vtr2022.org/>

Triumphest

Location: San Diego, California

Date: September 8 – September 10, 2022

Web: <http://www.triumphest2022.com/>

Texas All British Car Day

Location: Round Rock, Texas

Date: **No information for the 2022 show**

Web: <http://www.txabcd.org/>

6-Pack Trials

Location: Lexington, Kentucky

Date: September 22 – 25, 2022

Web: [Not Available](#)

British Iron All British Car Day

Location: Agri Park, Fayetteville, Arkansas

Date: **No information for the 2022 show**

Web: <http://www.britishironnwa.org/>



Our Third Decade of Fun, Sun, Leaks, Fumes, Sparks, Whines & Friends

UPCOMING EVENTS

Greetings Triumph Friends,

The South Texas Triumph Association is pleased to extend this advance invitation to all of you for the 2022 South Central VTR Regionals to be held April 21st through April 24th, 2022 in Boerne, Texas.

Please see our website at www.sotxtriumphassn.org for early online registration and full details of the Regional, a schedule of events, and information for local hospitality.

A brief preview of the activities and costs is outlined below:

Host Hotel – The Bevy Doubletree by Hilton. A limited number of rooms are reserved for our group @ \$149.00 per room per night + tax. **Each hotel room night includes breakfast for two.** <https://www.hilton.com/en/hotels/satbvd-t-the-bevy-hotel-boerne/>

Your Bevy/Hilton Host Hotel Link is: [HERE](#)

Additional Rooms are available at the Comfort Inn & Suites Texas Hill Country of Boerne at around \$129 per room night + tax & includes breakfast for each person. Link [HERE](#)

Registration Base fee: \$75 per car, additional cars - \$15 each.

Saturday Night Awards Dinner: \$50.00 each, cash bar available.

Registration On Site: begins Thursday, April 21st, 2022 through Sat morning, April 23rd, 2022.

Self Guided Hill Country Drives of Boerne and surrounding Texas Hill Country.

Funkhana & Autocross: Saturday, April 23rd, 2022

Concours De Elegance: Car Show Friday afternoon, April 22nd, 2022.

As your club begins planning for the New Year, we hope you will schedule the South Central VTR Regionals on your club calendar and make preparations to attend.


The Coordinators for this event are Joe Kboudi and Larry McDonald. Joe may be reached at 210-884-3036 or jmkboudi@gmail.com. Larry at 210-912-5545 or larry.mcdonald53@gmail.com

We are looking forward to an amazing gathering of all our Triumph friends and guests in April 2022

Best regards,

Joe Kboudi and Larry McDonald

2022 VTR South Central Regional Co-Chairpersons



Our Third Decade of Fun, Sun, Leaks, Fumes, Sparks, Whines & Friends



So when these Electric Car's batteries overheat and burst into flames, is it still considered a zero emissions car?
Asking for a friend.



Fixed!



When you tell your Grandma that you want a car cover for Christmas



Our Third Decade of Fun, Sun, Leaks, Fumes, Sparks, Whines & Friends



Greasy Hands Garage North Update by John Phillips

11/29/2021 – No news on shipment of the new engine as yet. I guess it will probably take a while longer.

Today was a day to continue cleaning parts. The spark plugs were cleaned and regapped. They appeared to show that the carb is pretty rich so that will need some adjustment after reinstallation.

The next part to get cleaned was the distributor. I was careful to not get mineral spirits in the distributor. Don't know if that would be bad but better safe than sorry.

Then it was time to try to clean the intake manifold. It has become badly stained since it was power coated. For about 10 seconds there was consideration about having it redone, but it passed.

Since there is no hurry, I quit for the day. The only thing left to clean is the firewall in the engine bay. Some Simple Green and a few towels should do the job.

I may remove the oil sump and pick up tube for cleaning so they will be ready to install after the timing cover.

As can be seen the shop is a total mess



The piston supplier is apparently the current holdup on finishing the work by the machine shop. It is anyone's guess as to when the supply chain will get well. We can all hope. See Jim's message on the next page.

12/1/2021 – Today the oil pan, oil pickup tube and oil pickup tube pan were removed. Also, the small dirt cover on the front of the engine that is also the slave cylinder mounting hole.

Everything was removed and cleaned except the fasteners. They will be cleaned and kept separate for what I hope is an easy reinstallation.

Our Third Decade of Fun, Sun, Leaks, Fumes, Sparks, Whines & Friends

Hi John, unfortunately I have no news. The machine shop is still waiting on parts. The newest supplier facing massive production and supply shortages is CP pistons. I'm waiting them out, we'll see what availability looks in the next couple days like to gauge how behind they are. We are always hesitant to shop around for new suppliers especially when it comes to engine internals as we can't confirm the quality standards that we trust with certain companies.

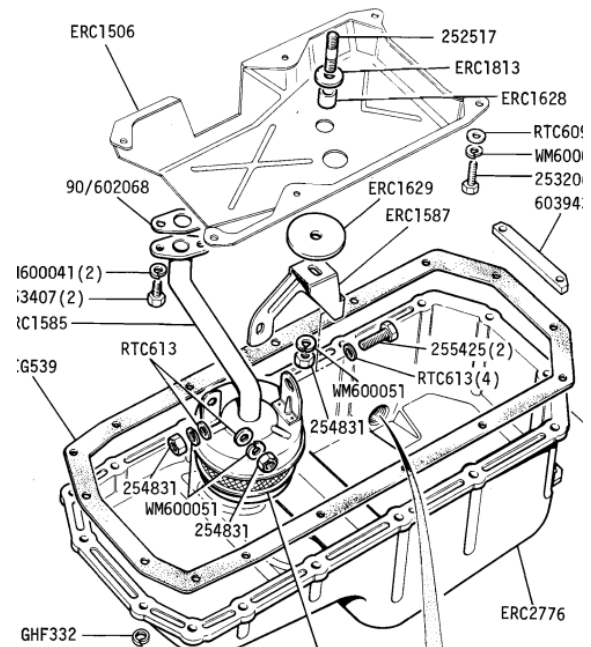
Unfortunately, this is the nature of the business right now. I apologize for the delays. I send out about a dozen of these emails a day. Everything from header tubes to aluminum stock to little things like switches and sending units, we've even lost our Champion spark plug supplier this week!

As soon as I have some good news, I'll let you know. I saw your order come through, and I'm working on getting everything together. And your plan for the short shifter will work fine.

Talk to you soon

Jim Lecesse - Operations Manager
o:508-880-5448
www.thewedgeshop.com
11/30/2021

When the pan was removed there was a pile of trash in the bottom. Most of it was either plastic or silicone but there were two or three pieces of metal that appears to be aluminum.



There was a similar pile on the screen to the oil pump pickup tube.



This did not appear to be a type of trash that would have an effect on the life of the engine but still it should not have been there.

Now to do some sanding, priming, painting and straightening. Then the parts will be stored until reinstalled on the new engine.

12/2/2021 – Today I spent an hour plus in the shop just so I would not forget where it is. While there, some more parts were cleaned and painted. The oil pan flange was straightened to remove some of the distortion caused by over tightening the bolts to eliminate leaks. I hate leaks.

The attach bolts were cleaned and the remaining silicone sealant removed. Next the timing cover was prepped for paint as was the air conditioner pulley bracket. They were more tacky than I expected them to be.

Glad I had a new can of aluminum colored paint on the shelf.

Our Third Decade of Fun, Sun, Leaks, Fumes, Sparks, Whines & Friends

Above I used the term "more tacky" as opposed to the offered correction to "tackier". I was taught to use "tacky, more tacky and most tacky" which seems more appropriate than just "tackier". I did not even know tackier was a word. Editor's rant.



12/8/2021 – Taking advantage of the remaining warm weather, I pushed the transmission out onto the shop approach for cleaning.

It was quite oily from various leaks from assorted places like valve covers, etc. It was also oily inside the bell housing but I don't know why.

I cleaned inside and outside with Castrol cleaner and a couple brushes. A water hose and spray attachment made getting the soap and yuk off so it now looks almost as good as it did when I got it from TWS.

A new throwout bearing is on order so I knew the old one had to come out and be pressed off the fitting so the new one could go on. I kind of remembered that getting the new one back on the shaft and installing the pivot point for the bracket pushed by the slave cylinder was really hard. But since it obviously had to come off eventually, I took it off.

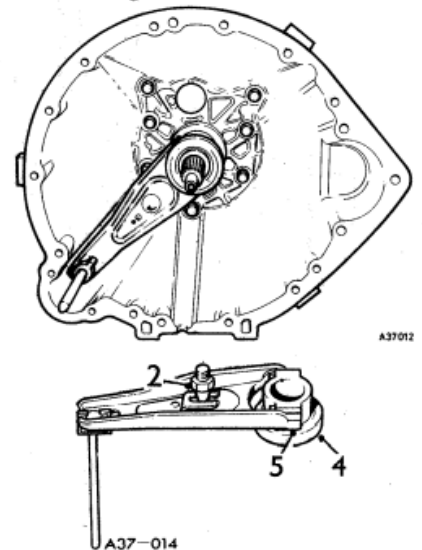
Just for practice I tried to put it back on with no luck at all. There are literally 5 pieces that have to be held together while trying to get the bracket reattached to the pivot point. Very difficult.

The instructions shed a little light on the issue. The pivot bolt (2) has to come out. That is fine but I wonder what that special tool looks like and why is it needed? Guess I will find out.

I finally read the instructions and got it back together. No problem if you do it right.

Refitting

- 5 Offer up the release bearing to the release lever ensuring that the rectangular slippers engage the bearing collar.
- 6 Slide the bearing complete with release lever and pivot bolt into position in the clutch housing.
- 7 Engage the pivot bolt in the clutch housing.
- 8 Using Tool ST 1136, tighten the pivot bolt.
- 9 Fit the gearbox to the car. 37.20.01.



12/14/2021 - Hi John,

I wanted to let you know that your engine is back from the machine shop, and we are beginning final assembly this week. I'm hoping to have it ready to go out by the end of the week, possibly early next week. I also have a box of parts from your order which I'll ship down at that time.

Please let me know if you have any questions.

Jim Lecsse - Operations Manager

508-880-5448

www.thewedgeshop.com

Fast. British. Reliable.

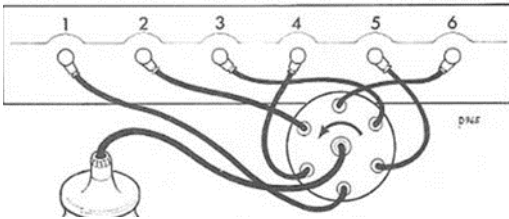
**SHIPPED 12/21/2021
RECEIVED 12/28/2021**

Our Third Decade of Fun, Sun, Leaks, Fumes, Sparks, Whines & Friends

JOHN'S QUICK TIPS

Plug Lead Positions (Fig. 55)

Ensure that the plug leads are attached to the sparking plugs as shown. Firing order is 1, 5, 3, 6, 2, 4, taken in anti-clockwise order, as viewed from the top of the rotor arm.



TR6 Soft Top Folding

To prevent window damage when top is down fold TR6 top as shown.



Unsnap the top from the rear bow and beneath each side window. Spread over boot lid.



2. Fold top forward without folding back window



3. Fold side windows on top without folding side windows, tuck top down behind seats, add cover.

https://www.youtube.com/watch?v=IS2FhnWK6_o&feature=youtu.be

Products Appropriate for Your Car

Not the only option but good ones.

Standard TR6 Tire Size: 215 X 65 X 15

This web site is terrific for selecting a tire size that will work with your speedometer.

<https://www.tacomaworld.com/tirecalc?tires=215-65r15-205-70r15>

Classic Car Motor Oil

PennGrade 1, 20W-50



<http://www.classiccarmotoroil.com/>

Spin on oil filter sizes: TR6 Wix 51516. TR8 WIX 51515

*Coolant: Option 1; Evans Waterless High-Performance Coolant is specially formulated for gasoline engines in classic cars and high-performance vehicles.

<http://www.evanscooling.com/>

Coolant: Option 2; Peak anti-freeze, no water.

Transmission: 40 Wt. Non-detergent Motor Oil or Gear Oil: GL4 grade which is lower in sulphur. GL5 not recommended

Differential: Red Line Heavy Shockproof Gear Oil



Brake Fluid: Valvoline Synthetic DOT4/5

Spline Lubricant – CV Joint Grease

Star Tron Fuel Additive: For use with ethanol fuel if you have to use it.

Lubrication for front trunnions on TR6



Our Third Decade of Fun, Sun, Leaks, Fumes, Sparks, Whines & Friends



What's on the [Web Site](#)

Seat Belt Refurbish
Service After Storage
Rear Wheel Bearing End Float
Speaker Box Install
TR6 Wind wings
Rear Sway Bar Installation
Triumph Rain Cover
Flywheel Ring gear rework
Rebuilding Triumph TR Trans/Overdrive
Rebuilding Stromberg Carburetors
TR6 Wiring Diagrams

How does one know the alternator belt is tight enough? If you can turn the fan/pulley with your hand, it is not tight enough. If you can twist the belt 90° or more, your belt is not tight enough.

What is your car worth? Hagerty Valuation Tool

<https://www.hagerty.com/valuationtools>

LESSONS LEARNED

When using an electronic ignition system bypass of the **ballast resistor** is highly recommended. This resistor is for protection of ignition points (which are no longer part of the system) and lowers voltage to the plugs.

When diff seals leak, clean the vent.

Cleaning the vent releases pressure in the diff and many times stops leaks.

Coolant hoses get loose over time. Be sure to tighten them periodically.

The rear hubs on IRS cars are known to shear causing the wheel to separate from car while moving. Check by moving the raised wheel in the caster/camber attitude to check for play. There should be none.

Thrust bearing end float should be .011" max. Push the crank shaft (fan) rearward as far as it will go. The crank should move forward when the clutch is depressed. It should move between .004" (0.1016 mm) and .011" (0.2794 mm).

Find paint codes at PaintRef.com

Early TR6 Seat Backs Won't Stay On

Cause: Straps in seat back are stretched.
Repair: Remove cover and shorten the straps to tight. Not too hard.

GCT Merchandise

SEE NEXT TO LAST PAGE

Classified Section

Pat Kendall, I have a set of TR6 beauty rims. New from Rimmer, ordered for TR3 & sent wrong set. PN RR1232SS

Paid \$144 + shipping. Sell for \$135 (918) 640-2578,
Patstr3b@gmail.com



Jim Lindsey has invested a lot of time into refinishing this TR4 wood dash. He says I cannot give it away but can sell it. Any takers?
Topaztr6@gmail.com



Sam Clark has sold his truck and still wants to sell the trailer. He no longer uses it and says it is in good shape. The trailer can be purchased very reasonably. Call him at (918) 625-6798 Location: Broken Arrow, OK.

Our Third Decade of Fun, Sun, Leaks, Fumes, Sparks, Whines & Friends

DENNY'S PARTS FOR SALE

Triumph TR3A Parts for Sale

One TR3 wire wheel 15"
Battery Box
TR3 Transmission
New in box tire storage lid, red
New Muffler, still wrapped in plastic
Stainless Brake Tubes and fittings
Chrome Guard and Brackets for exhaust

Mark 1 & 2 Spitfire Parts 1964 & 1966
Front and rear suspension both left and right side
3 heaters; 1 works good, other 2 motor bad, one motor good
Frame for Mark 1
2 Tappet Covers
Spitfire Hubcaps, 2 sets small, 3 large
2 Doors off 1966 Spit, complete with windows
2 Rear Ends
Electric Fan
Gas Tank, complete with fill cup, Chrome
4 Wheels with good tire, 1 extra wheel
Drive Shaft
2 Steering Wheels, 1 original, 1- 13"
1966 Steering Column
1966 Radiator with Horns and Water Bottle
Sway Bar
1200cc Engine Complete except exhaust & carburetor
1200cc Engine Block, Head and Oil Pan

deugenerobinson@icloud.com



The club still has about seven (7) stainless steel grill badges left if anyone wants one. Remaining stock goes for \$10.00 each.

Assorted TR3 & TR4 parts
Contact:
Larry*
cartravel@po box.com

Our Third Decade of Fun, Sun, Leaks, Fumes, Sparks, Whines & Friends

GCT Merchandise

Visit the **Cafe Press** store to shop for Green Country Triumphs apparel and merchandise

<https://www.cafepress.com/greencountrytriumphs>

Land's End Merchandise & Club Logos

Inbox

Art Graves

to me, Rob, Dennis

*TWO CHOICES
- VISIT BOTH*

Hi John, Rob & Denny,

Please review my message below and set up your own accounts with Land's End. If all looks good, John, please distribute to the club.

Thanks,
Art

Green Country Triumph Club Members,
As a result of some discussion at the June business meeting, I have taken steps to make available shirts and hats with our club logo using Land's End as the retailer. Actually, you can get almost anything embroidered with our club logo from Land's End. (Even pajamas, as I half-jokingly stated at the meeting.)

Each member can order as many items as desired; we do not have to make a bulk order.

To do this, log in to Land's End using this link: <https://business.landsend.com/>. In the top right corner click on the "MY ACCOUNT" icon to create or sign in to your account. You must have an account to order merchandise. Once you have an account, click on your "name" icon, located in the same place as the "MY ACCOUNT" icon, and select 'My Logos'. Then click on "ASSOCIATE A LOGO TO MY ACCOUNT". Enter Logo Reference Number "1617508" and Customer Number "4853648" and click "ADD TO LIBRARY".

Now that you have an account and the club's logo associated to it, 'Commence to shopping', as Jed Clampett would say. The charge to add the logo to any garment is \$6.95, so a \$50.00 pajama bottom with our logo will cost you \$56.95.

The logo size is 3.5" X 3.22". The colors of the stitching may be changed at any time for any color fabric. For example, if the fabric were black, the Oklahoma outline could be made white. This example shows the logo on a light blue garment.

I believe Land's End products are of high quality and are priced accordingly. However they are forever having sales, promotions offering to add a logo at no charge and free shipping.

Cheers,



Our Third Decade of Fun, Sun, Leaks, Fumes, Sparks, Whines & Friends

**FREE
FOB
GHGN**



TR8 WHEELS / *Free*, no tires. Fifth wheel now being used as spare also included.

Greasy Hands Garage North Has Used **FREE TR6 Parts If You Need Something**
Structural parts for suspension and steering
Transmissions and a Differential
Windscreen Frames, Some with Glass
Lots of other stuff so if you need something for your TR6 contact:
John Phillips at
topaztr6@gmail.com or
phone (918) 283-7017

GREEN COUNTRY TRIUMPH CLUB MEMBERSHIP APPLICATION & RENEWAL

Please complete information for each member in the household. Membership \$20 Dues = maximum TWO voting members in family. Common information needs to be listed only one time for family members. Form not required for renewals but changes to information may be communicated using the form.

Membership benefits typically include tech support, access to required tools and repair facilities, extra hands to accomplish labor and a full activities calendar to enjoy club fellowship.

PEOPLE STUFF	MEMBER INFO	CAR MODEL	YEAR	COMMISSION#
MEMBER NAME				
CO-MEMBER NAME				
MAILING ADDRESS				
PHONE NUMBER				
E-MAIL ADDRESS				
V.T.R. MEMBER?YES <input type="checkbox"/> → → NO <input type="checkbox"/>			
6-PACK Member?YES <input type="checkbox"/> → → NO <input type="checkbox"/>			
TRA MEMBER?YES <input type="checkbox"/> → → NO <input type="checkbox"/>			
ANOTHER CLUB?				

SEND YOUR DUES TO THE CLUB TREASURER: \$20

Make Checks Payable to **GREEN COUNTRY TRIUMPHS**
 Check # → → → Check Date

GCT C/O JAN PHILLIPS
 5865 E. 480 RD
 CLAREMORE, OK 74019
 (918) 283-7017
maudjpp@gmail.com

Dues are payable by July 1st each year. If you join(ed) between Jan. 1st and Jul. 1st, next dues are payable July 1st in the year following the year in which you join(ed). **Newsletters are discontinued Oct. 1st following the date dues were due.**